

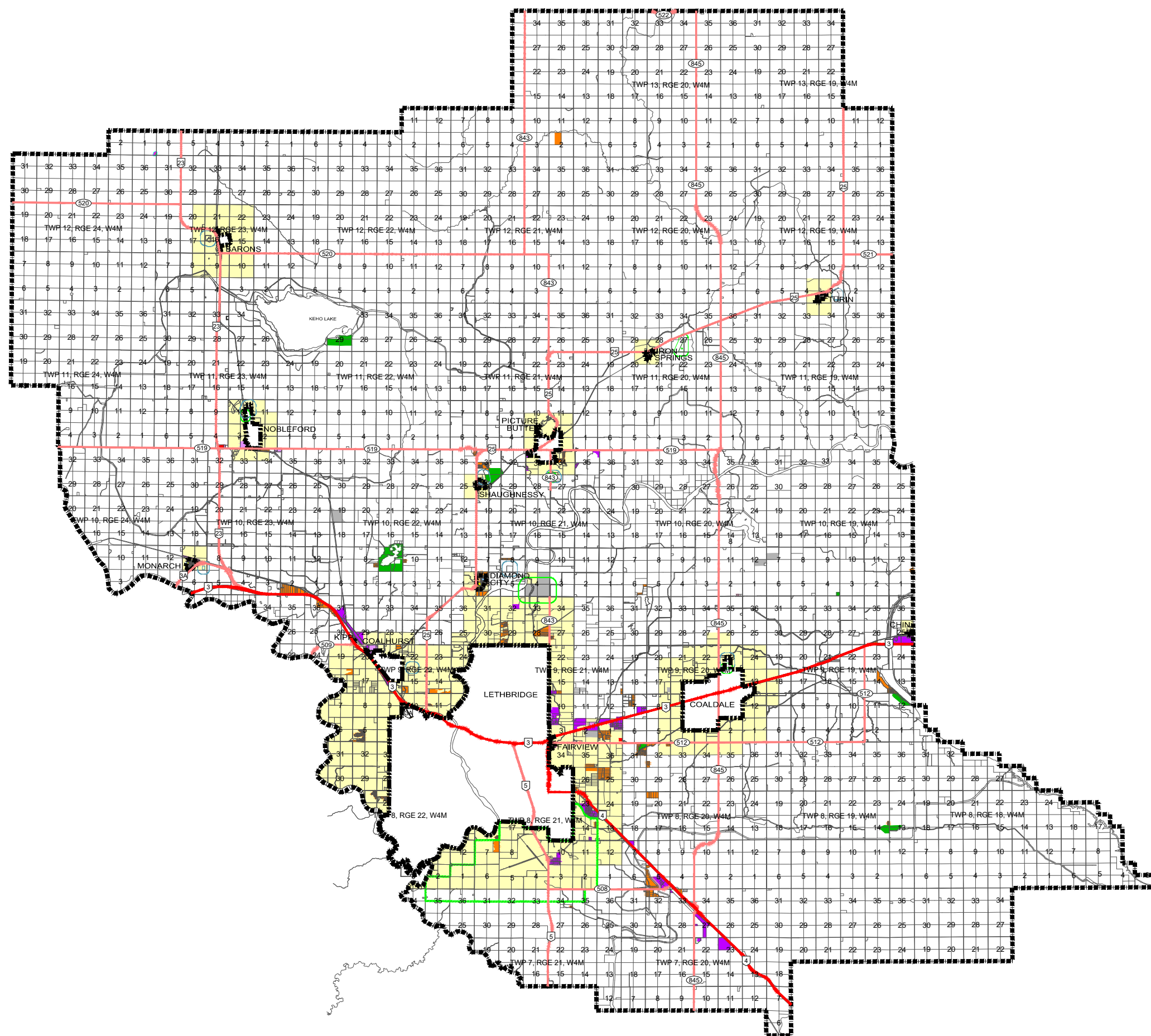


**LAND USE BYLAW NO. 24-007**  
**APRIL 4, 2024**

**MAP 1 - OVERVIEW MAP**

**LAND USE DISTRICTS**

- RURAL AGRICULTURE – RA
- URBAN FRINGE – UF
- GROUPED COUNTRY RESIDENTIAL – GCR
- RURAL GENERAL INDUSTRIAL – RGI
- BUSINESS LIGHT INDUSTRIAL - BLI
- RURAL COMMERCIAL – RC
- RURAL RECREATIONAL - RR
- HAMLET RESIDENTIAL – HR
- HAMLET COMMERCIAL – HC
- HAMLET INDUSTRIAL – HI
- HAMLET PUBLIC / INSTITUTIONAL – HP/I
- HAMLET DIRECT CONTROL – HDC
- HAMLET TRANSITIONAL / AGRICULTURAL – HT/A
- DIRECT CONTROL - DC
- AIRPORT PROTECTION AREA – APA



MAP PREPARED BY:  
 OLDMAN RIVER REGIONAL SERVICES COMMISSION  
 3105 16th AVENUE NORTH, LETHBRIDGE, ALBERTA T1H 5E8  
 TEL. 403-329-1344  
 \*NOT RESPONSIBLE FOR ERRORS OR OMISSIONS\*





LAND USE BYLAW NO. 24-007  
APRIL 4, 2024

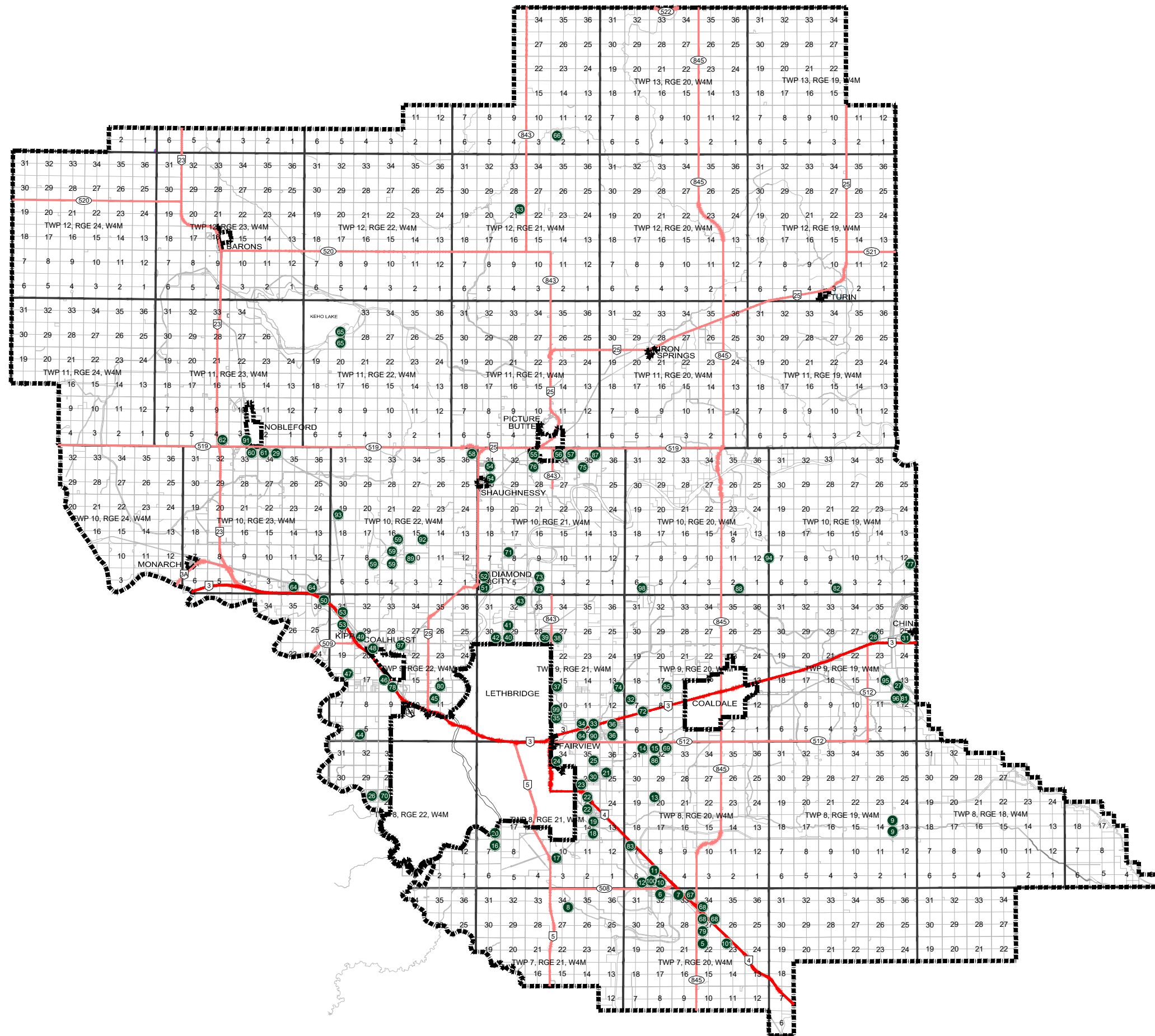
MAP 2 - GUIDE MAP

FRINGE MAPS

- F1 BARONS
- F2 CHIN
- F3 COALDALE
- F4 COALHURST
- F5 DIAMOND CITY
- F6 IRON SPRINGS
- F7 LETHBRIDGE
- F8 MONARCH
- F9 NOBLEFORD
- F10 PICTURE BUTTE
- F11 SHAUGHNESSY
- F12 TURIN

HAMLET MAPS

- H1 CHIN
- H2 DIAMOND CITY
- H3 FAIRVIEW
- H4 IRON SPRINGS
- H5 KIPP
- H6 MONARCH
- H7 SHAUGHNESSY
- H8 TURIN

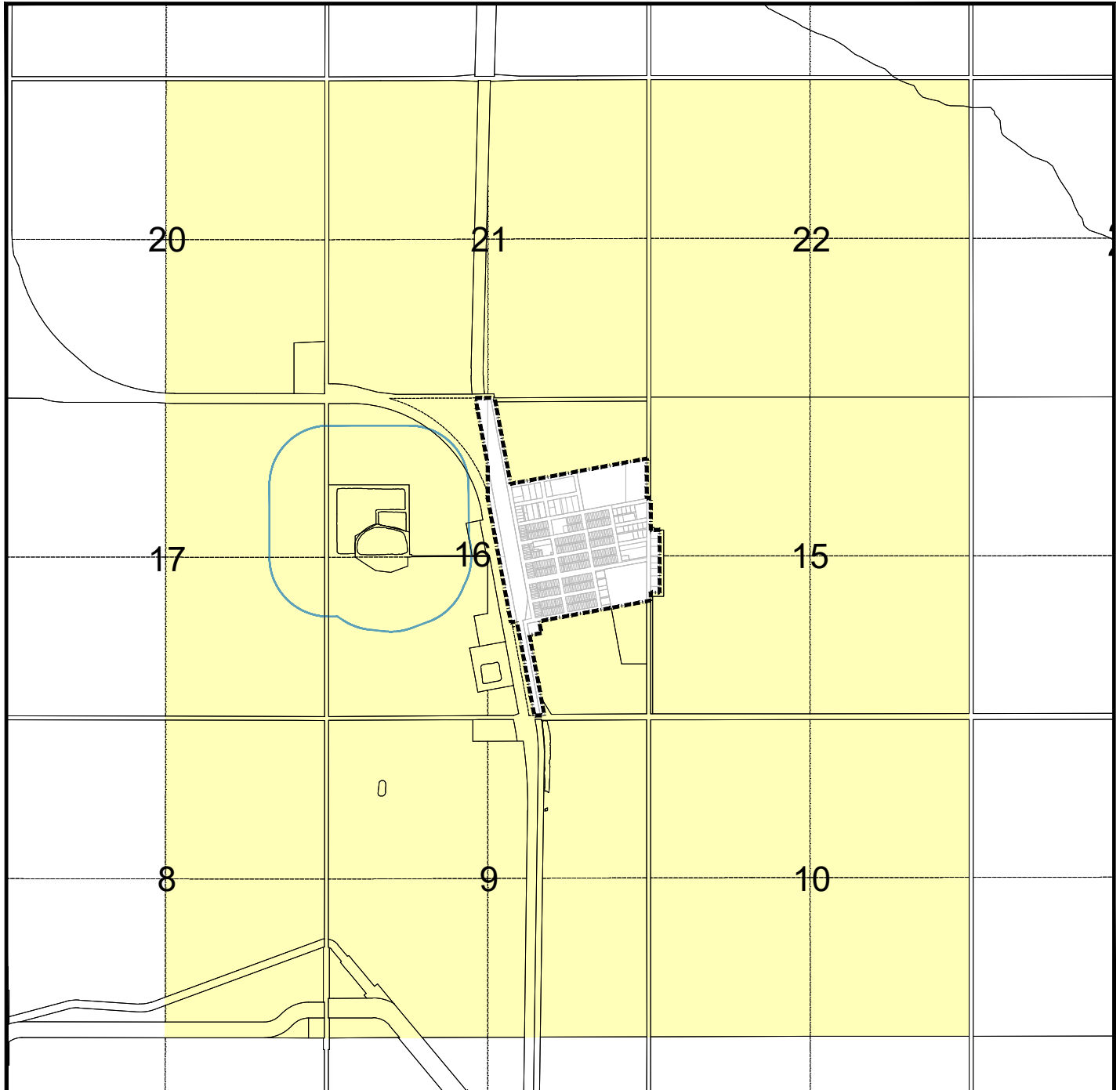


MAP PREPARED BY:  
OLDMAN RIVER REGIONAL SERVICES COMMISSION  
3105 16th AVENUE NORTH, LETHBRIDGE, ALBERTA T1H 5E8  
TEL. 403-329-1344  
"NOT RESPONSIBLE FOR ERRORS OR OMISSIONS"





VILLAGE OF BARONS FRINGE **F1**



LAND USE DISTRICTS

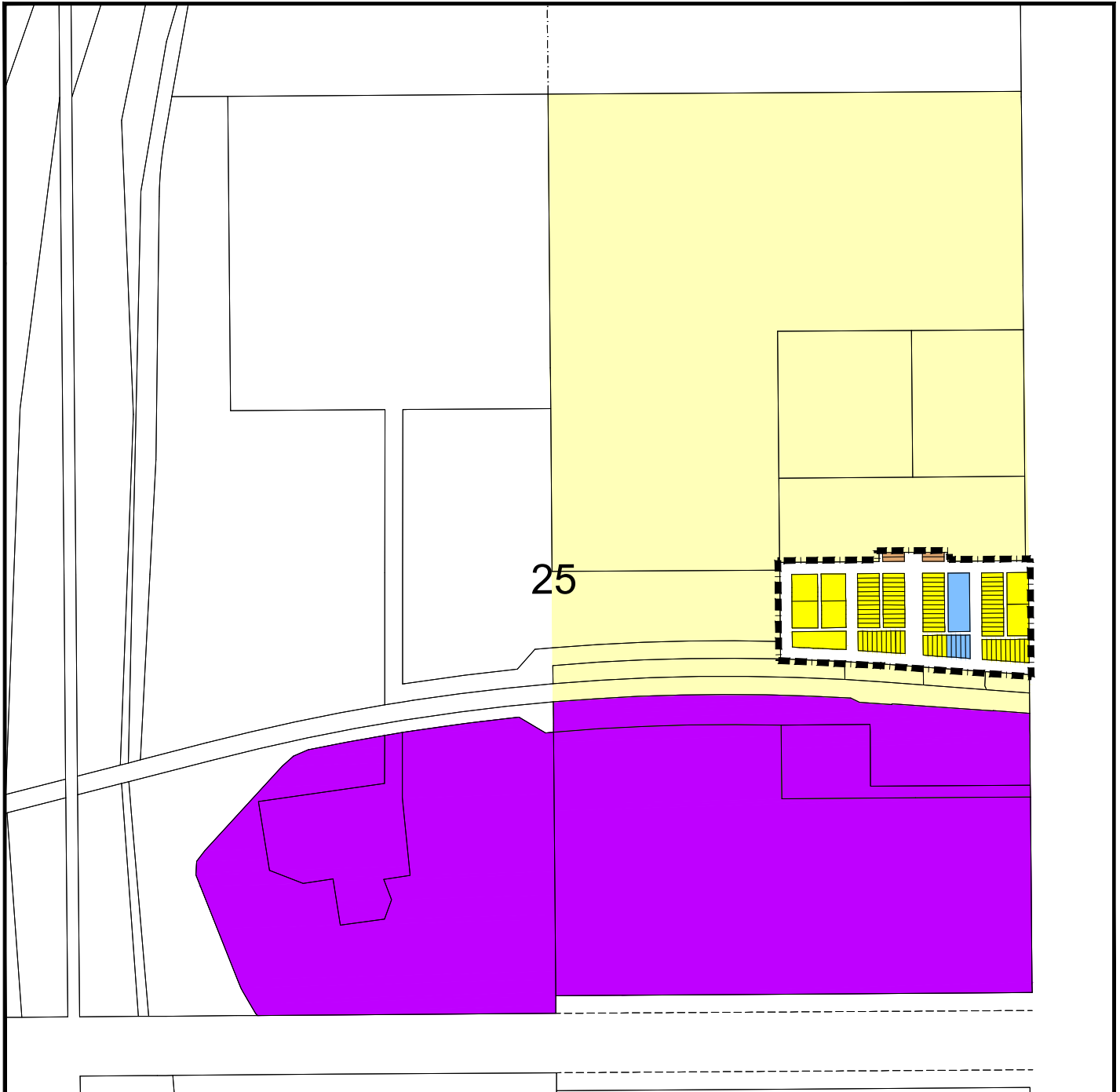
- RURAL AGRICULTURE – RA
- URBAN FRINGE – UF
- GROUPED COUNTRY RESIDENTIAL – GCR
- RURAL GENERAL INDUSTRIAL – RGI
- BUSINESS LIGHT INDUSTRIAL - BLI
- RURAL COMMERCIAL – RC
- RURAL RECREATIONAL - RR

- HAMLET RESIDENTIAL – HR
- HAMLET COMMERCIAL – HC
- HAMLET INDUSTRIAL – HI
- HAMLET PUBLIC / INSTITUTIONAL – HP/I
- HAMLET DIRECT CONTROL – HDC
- HAMLET TRANSITIONAL / AGRICULTURAL – HT/A
- DIRECT CONTROL - DC

- AIRPORT PROTECTION AREA – APA
- HAMLET / URBAN BOUNDARY
- SEWAGE LAGOON BUFFER
- WASTE TRANSFER BUFFER



HAMLET OF CHIN FRINGE F2



LAND USE DISTRICTS

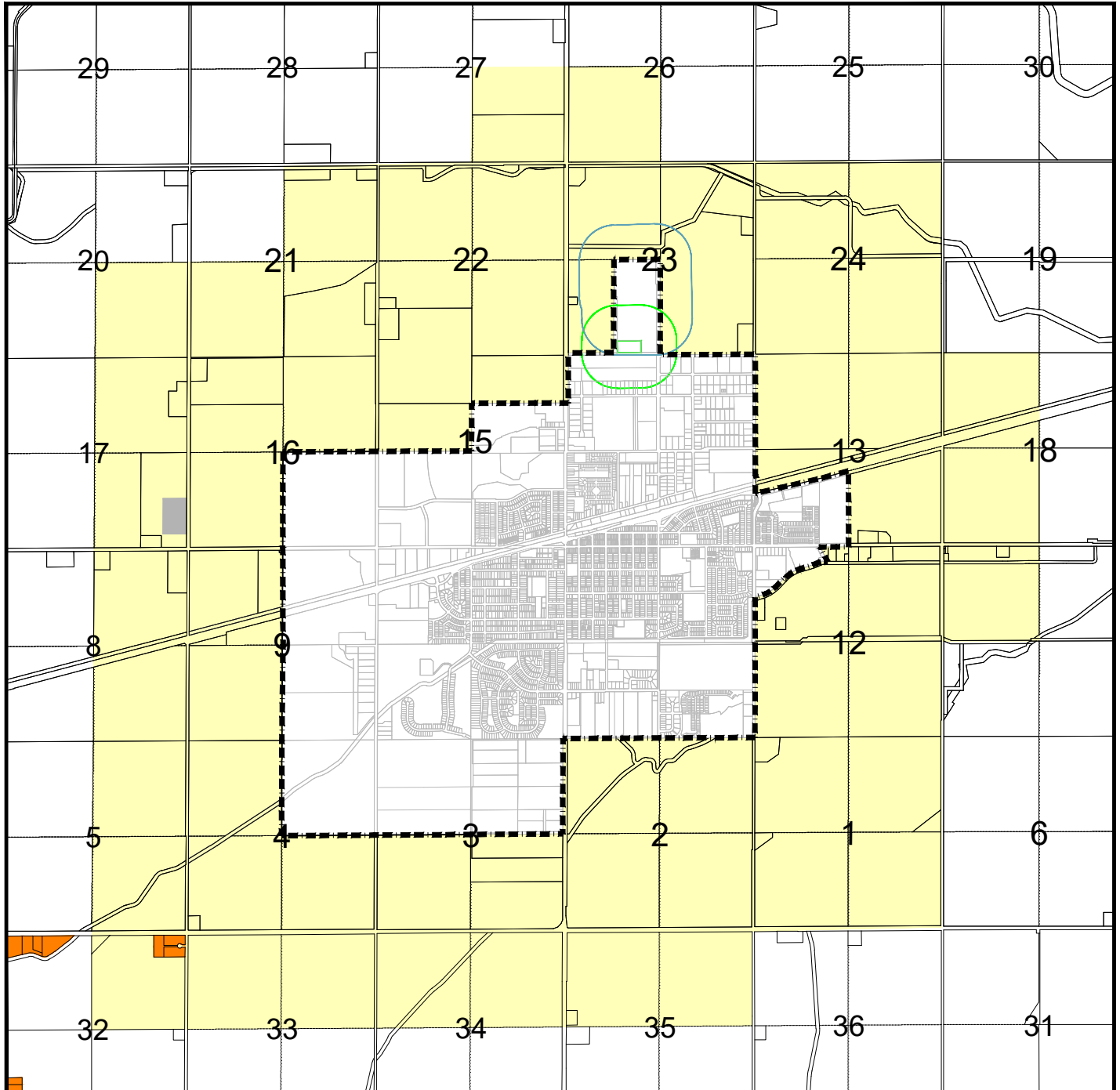
- RURAL AGRICULTURE – RA
- URBAN FRINGE – UF
- GROUPED COUNTRY RESIDENTIAL – GCR
- RURAL GENERAL INDUSTRIAL – RGI
- BUSINESS LIGHT INDUSTRIAL - BLI
- RURAL COMMERCIAL – RC
- RURAL RECREATIONAL - RR

- HAMLET RESIDENTIAL – HR
- HAMLET COMMERCIAL – HC
- HAMLET INDUSTRIAL – HI
- HAMLET PUBLIC / INSTITUTIONAL – HP/I
- HAMLET DIRECT CONTROL – HDC
- HAMLET TRANSITIONAL / AGRICULTURAL – HT/A
- DIRECT CONTROL - DC

- AIRPORT PROTECTION AREA – APA
- HAMLET / URBAN BOUNDARY
- SEWAGE LAGOON BUFFER
- WASTE TRANSFER BUFFER



TOWN OF COALDALE FRINGE F3



LAND USE DISTRICTS

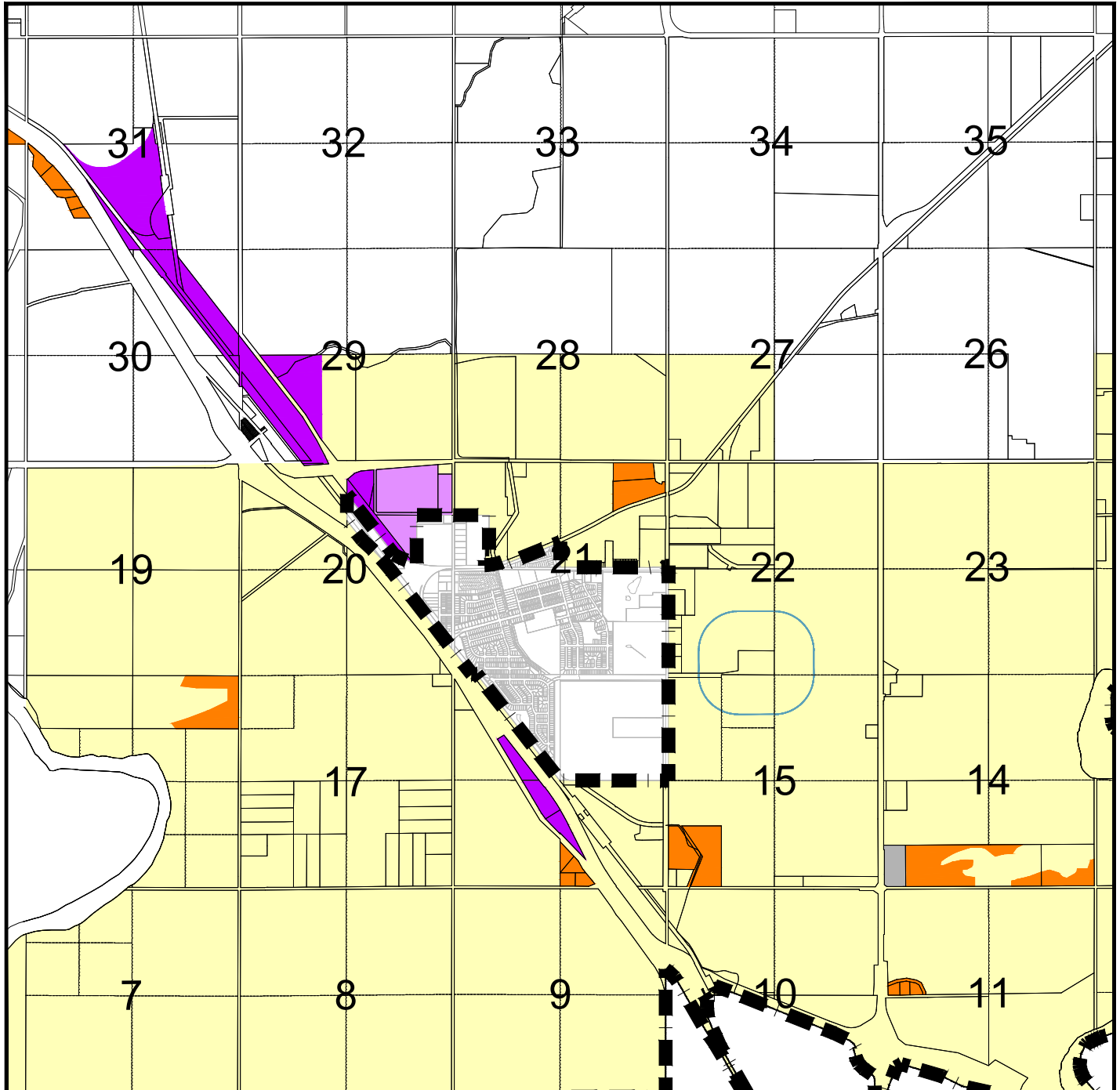
- RURAL AGRICULTURE – RA
- URBAN FRINGE – UF
- GROUPED COUNTRY RESIDENTIAL – GCR
- RURAL GENERAL INDUSTRIAL – RGI
- BUSINESS LIGHT INDUSTRIAL - BLI
- RURAL COMMERCIAL – RC
- RURAL RECREATIONAL - RR

- HAMLET RESIDENTIAL – HR
- HAMLET COMMERCIAL – HC
- HAMLET INDUSTRIAL – HI
- HAMLET PUBLIC / INSTITUTIONAL – HP/I
- HAMLET DIRECT CONTROL – HDC
- HAMLET TRANSITIONAL / AGRICULTURAL – HT/A
- DIRECT CONTROL - DC

- AIRPORT PROTECTION AREA – APA
- HAMLET / URBAN BOUNDARY
- SEWAGE LAGOON BUFFER
- WASTE TRANSFER BUFFER



TOWN OF COALHURST FRINGE F4



LAND USE DISTRICTS

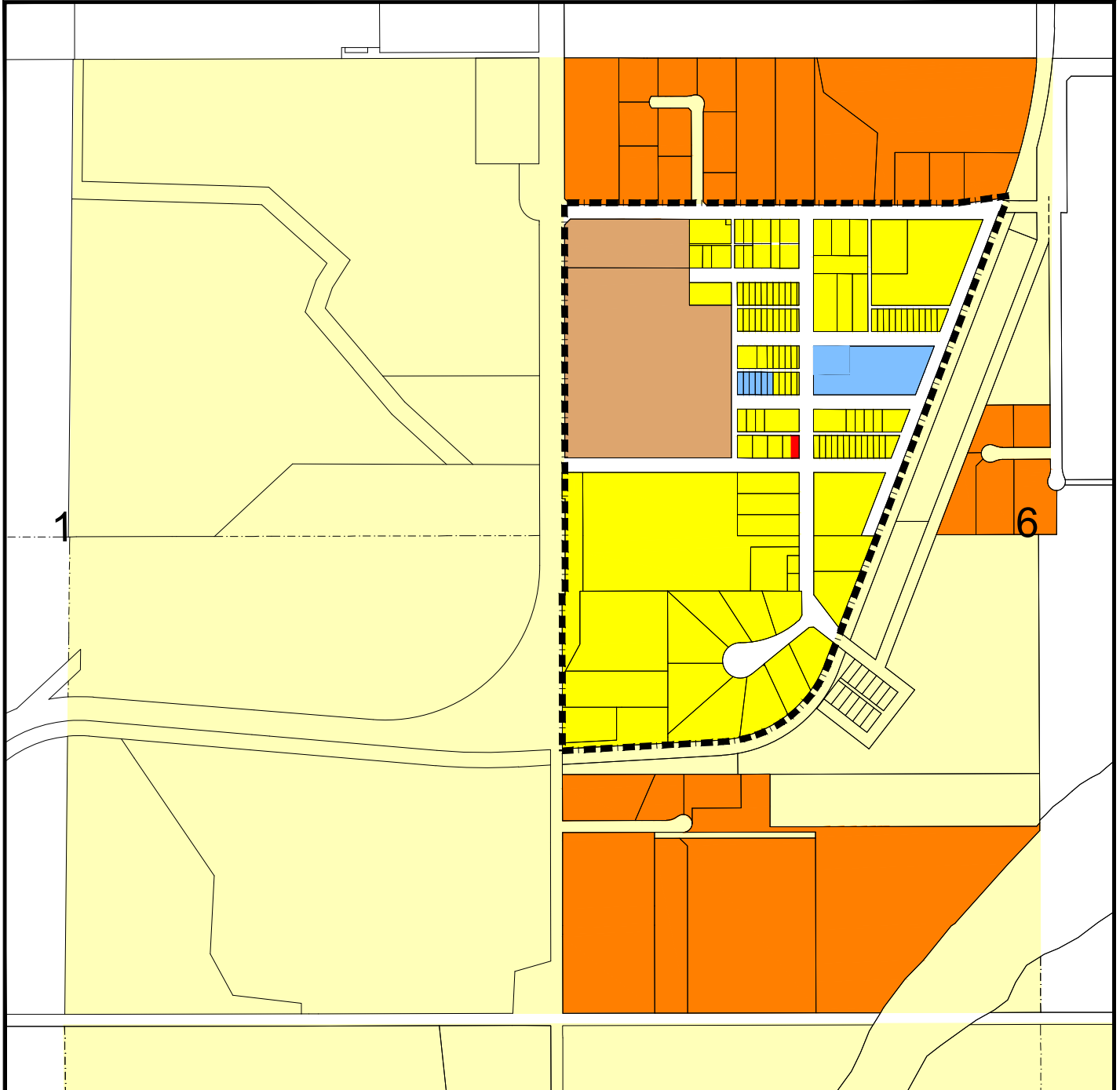
- RURAL AGRICULTURE – RA
- URBAN FRINGE – UF
- GROUPED COUNTRY RESIDENTIAL – GCR
- RURAL GENERAL INDUSTRIAL – RGI
- BUSINESS LIGHT INDUSTRIAL - BLI
- RURAL COMMERCIAL – RC
- RURAL RECREATIONAL - RR

- HAMLET RESIDENTIAL – HR
- HAMLET COMMERCIAL – HC
- HAMLET INDUSTRIAL – HI
- HAMLET PUBLIC / INSTITUTIONAL – HP/I
- HAMLET DIRECT CONTROL – HDC
- HAMLET TRANSITIONAL / AGRICULTURAL – HT/A
- DIRECT CONTROL - DC

- AIRPORT PROTECTION AREA – APA
- HAMLET / URBAN BOUNDARY
- SEWAGE LAGOON BUFFER
- WASTE TRANSFER BUFFER



HAMLET OF DIAMOND CITY FRINGE F5



LAND USE DISTRICTS

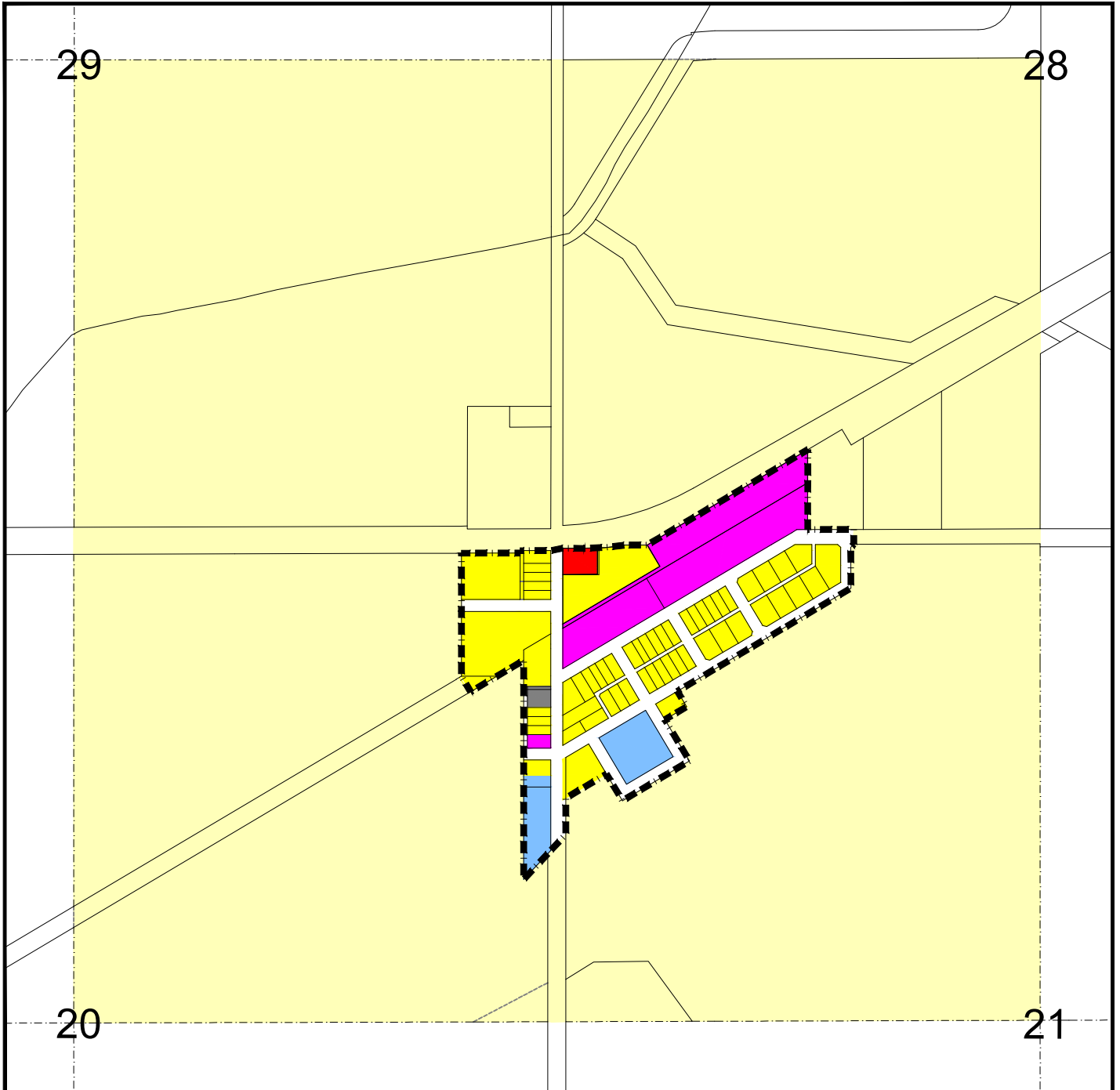
- RURAL AGRICULTURE – RA
- URBAN FRINGE – UF
- GROUPED COUNTRY RESIDENTIAL – GCR
- RURAL GENERAL INDUSTRIAL – RGI
- BUSINESS LIGHT INDUSTRIAL - BLI
- RURAL COMMERCIAL – RC
- RURAL RECREATIONAL - RR

- HAMLET RESIDENTIAL – HR
- HAMLET COMMERCIAL – HC
- HAMLET INDUSTRIAL – HI
- HAMLET PUBLIC / INSTITUTIONAL – HP/I
- HAMLET DIRECT CONTROL – HDC
- HAMLET TRANSITIONAL / AGRICULTURAL – HT/A
- DIRECT CONTROL - DC

- AIRPORT PROTECTION AREA – APA
- HAMLET / URBAN BOUNDARY
- SEWAGE LAGOON BUFFER
- WASTE TRANSFER BUFFER



HAMLET OF IRON SPRINGS FRINGE F6



LAND USE DISTRICTS

- RURAL AGRICULTURE – RA
- URBAN FRINGE – UF
- GROUPED COUNTRY RESIDENTIAL – GCR
- RURAL GENERAL INDUSTRIAL – RGI
- BUSINESS LIGHT INDUSTRIAL - BLI
- RURAL COMMERCIAL – RC
- RURAL RECREATIONAL - RR

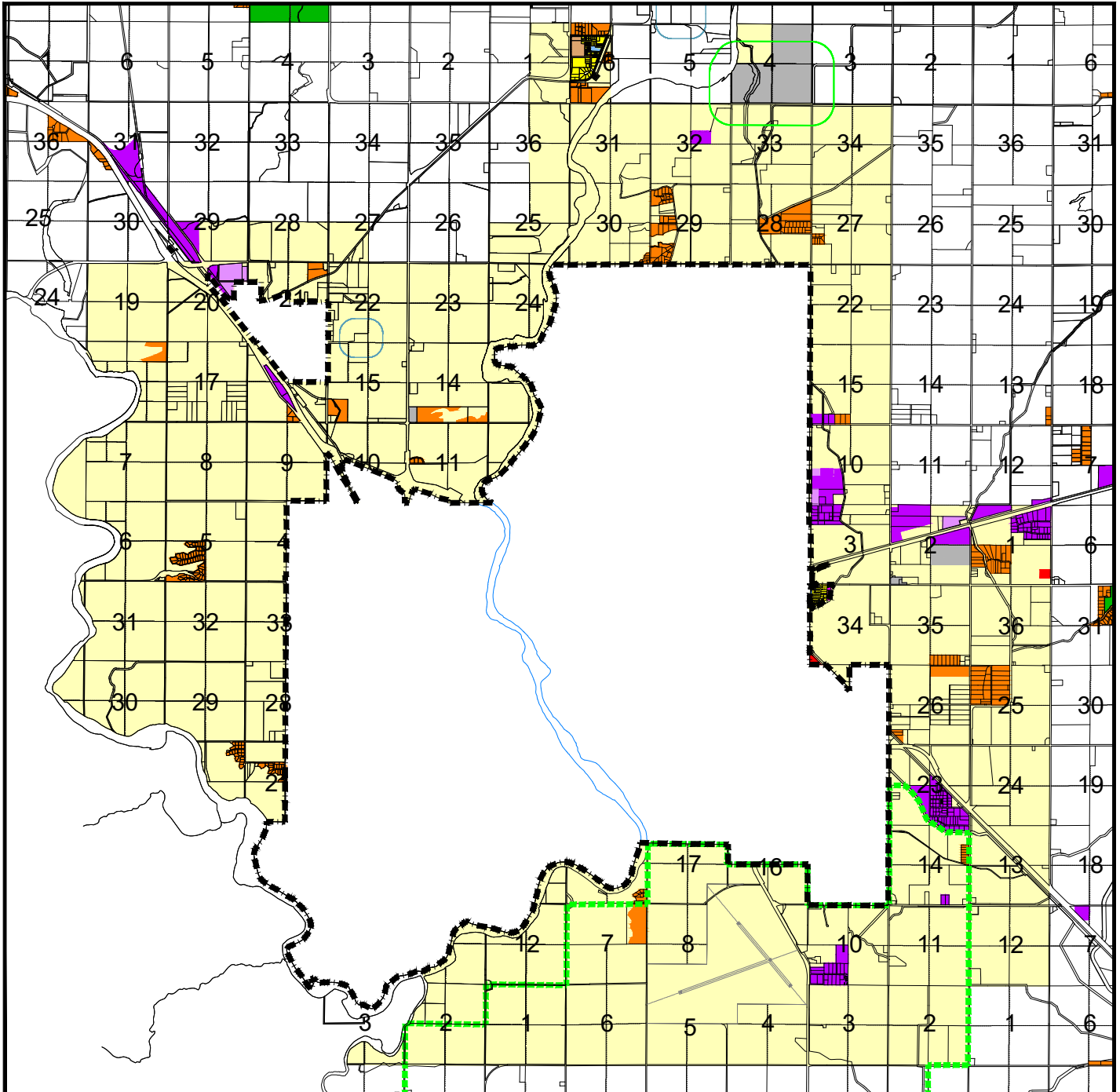
- HAMLET RESIDENTIAL – HR
- HAMLET COMMERCIAL – HC
- HAMLET INDUSTRIAL – HI
- HAMLET PUBLIC / INSTITUTIONAL – HP/I
- HAMLET DIRECT CONTROL – HDC
- HAMLET TRANSITIONAL / AGRICULTURAL – HT/A
- DIRECT CONTROL - DC

- AIRPORT PROTECTION AREA – APA
- HAMLET / URBAN BOUNDARY
- SEWAGE LAGOON BUFFER
- WASTE TRANSFER BUFFER





CITY OF LETHBRIDGE FRINGE **F7**



LAND USE DISTRICTS

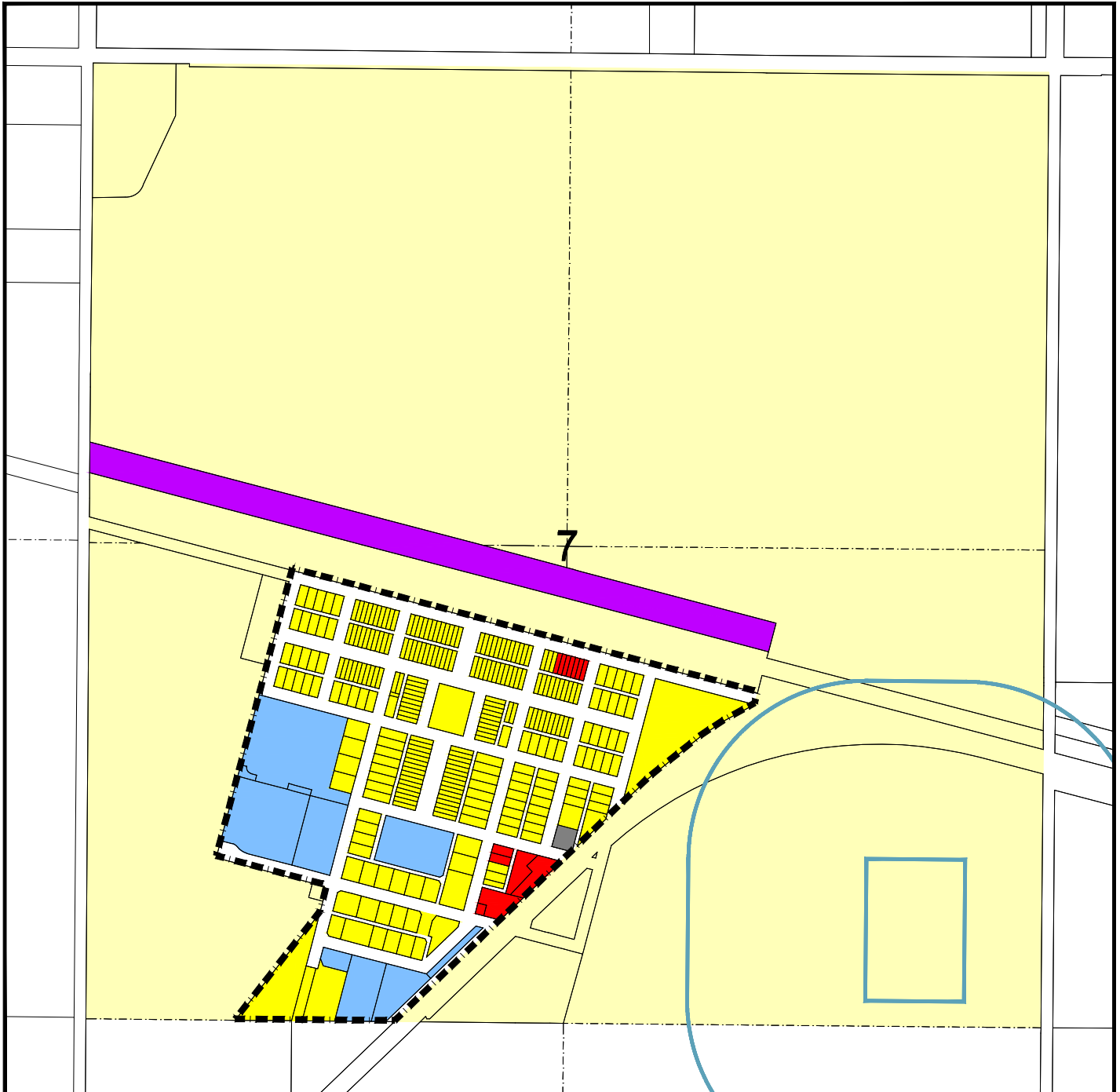
- RURAL AGRICULTURE – RA
- URBAN FRINGE – UF
- GROUPED COUNTRY RESIDENTIAL – GCR
- RURAL GENERAL INDUSTRIAL – RGI
- BUSINESS LIGHT INDUSTRIAL - BLI
- RURAL COMMERCIAL – RC
- RURAL RECREATIONAL - RR

- HAMLET RESIDENTIAL – HR
- HAMLET COMMERCIAL – HC
- HAMLET INDUSTRIAL – HI
- HAMLET PUBLIC / INSTITUTIONAL – HP/I
- HAMLET DIRECT CONTROL – HDC
- HAMLET TRANSITIONAL / AGRICULTURAL – HT/A
- DIRECT CONTROL - DC

- AIRPORT PROTECTION AREA – APA
- HAMLET / URBAN BOUNDARY
- SEWAGE LAGOON BUFFER
- WASTE TRANSFER BUFFER



HAMLET OF MONARCH FRINGE F8



LAND USE DISTRICTS

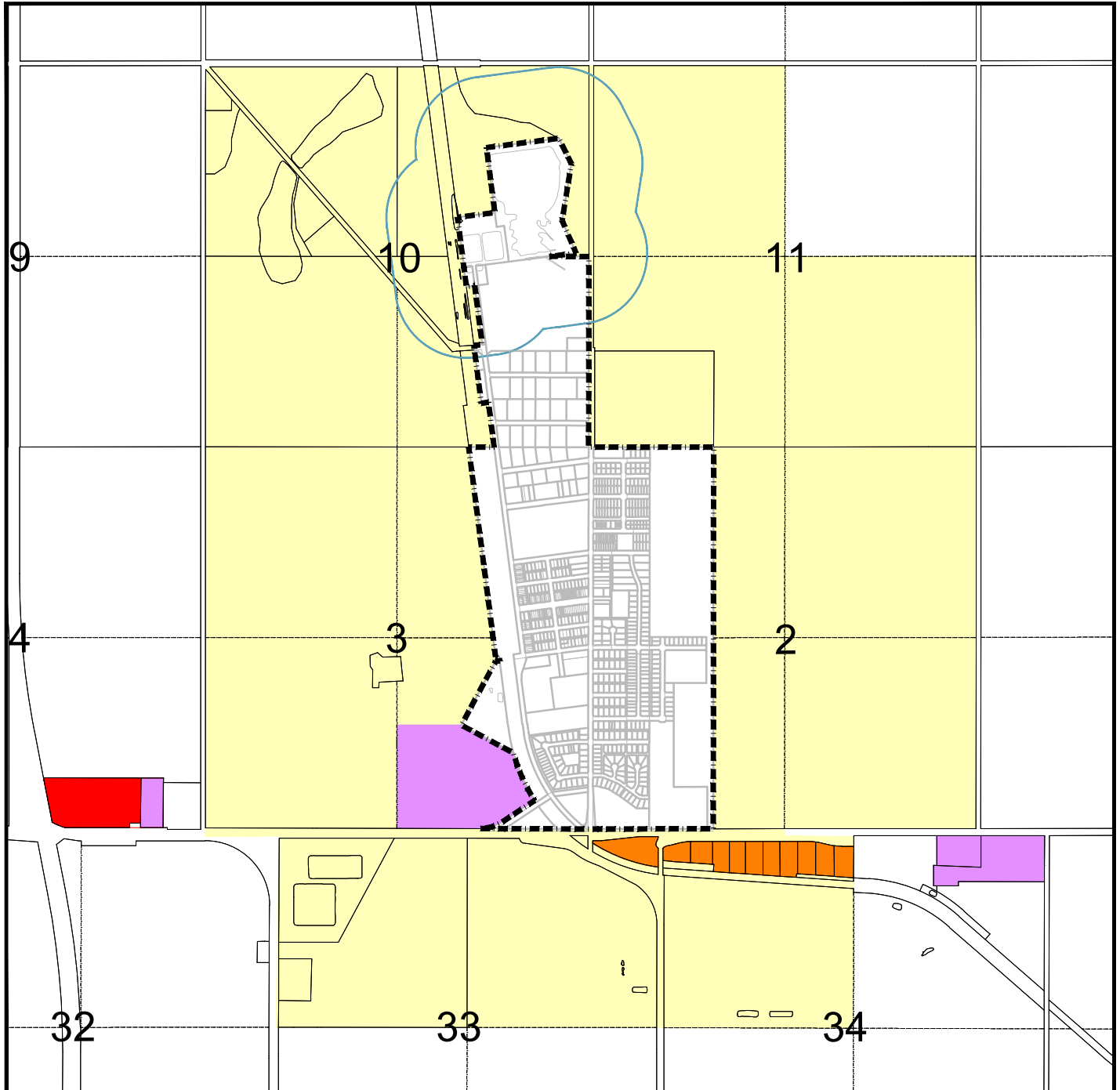
- RURAL AGRICULTURE – RA
- URBAN FRINGE – UF
- GROUPED COUNTRY RESIDENTIAL – GCR
- RURAL GENERAL INDUSTRIAL – RGI
- BUSINESS LIGHT INDUSTRIAL - BLI
- RURAL COMMERCIAL – RC
- RURAL RECREATIONAL - RR

- HAMLET RESIDENTIAL – HR
- HAMLET COMMERCIAL – HC
- HAMLET INDUSTRIAL – HI
- HAMLET PUBLIC / INSTITUTIONAL – HP/I
- HAMLET DIRECT CONTROL – HDC
- HAMLET TRANSITIONAL / AGRICULTURAL – HT/A
- DIRECT CONTROL - DC

- AIRPORT PROTECTION AREA – APA
- HAMLET / URBAN BOUNDARY
- SEWAGE LAGOON BUFFER
- WASTE TRANSFER BUFFER



TOWN OF NOBLEFORD FRINGE F9



LAND USE DISTRICTS

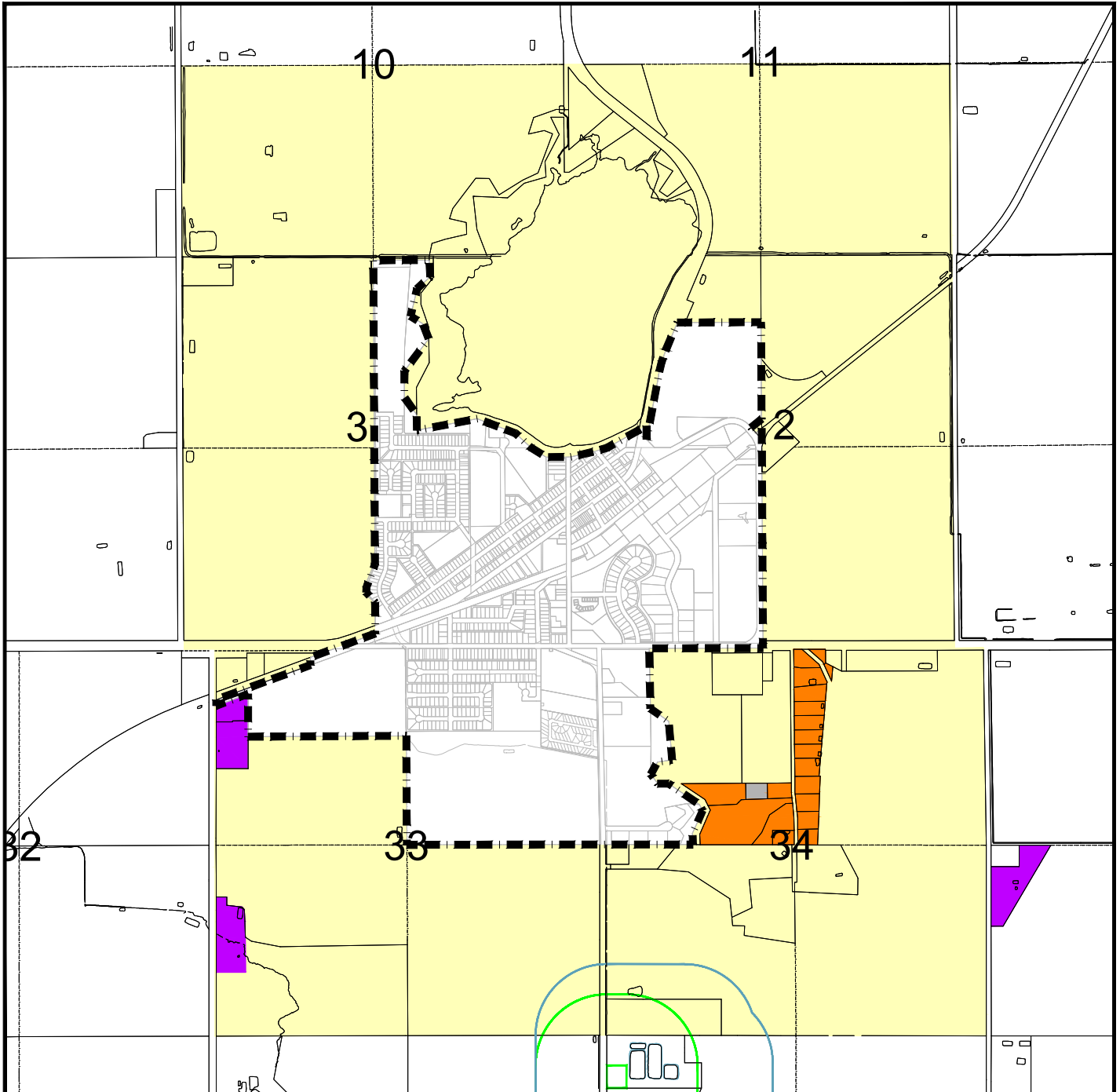
- RURAL AGRICULTURE – RA
- URBAN FRINGE – UF
- GROUPED COUNTRY RESIDENTIAL – GCR
- RURAL GENERAL INDUSTRIAL – RGI
- BUSINESS LIGHT INDUSTRIAL - BLI
- RURAL COMMERCIAL – RC
- RURAL RECREATIONAL – RR

- HAMLET RESIDENTIAL – HR
- HAMLET COMMERCIAL – HC
- HAMLET INDUSTRIAL – HI
- HAMLET PUBLIC / INSTITUTIONAL – HP/I
- HAMLET DIRECT CONTROL – HDC
- HAMLET TRANSITIONAL / AGRICULTURAL – HT/A
- DIRECT CONTROL – DC

- AIRPORT PROTECTION AREA – APA
- HAMLET / URBAN BOUNDARY
- SEWAGE LAGOON BUFFER
- WASTE TRANSFER BUFFER



TOWN OF PICTURE BUTTE FRINGE **F10**



LAND USE DISTRICTS

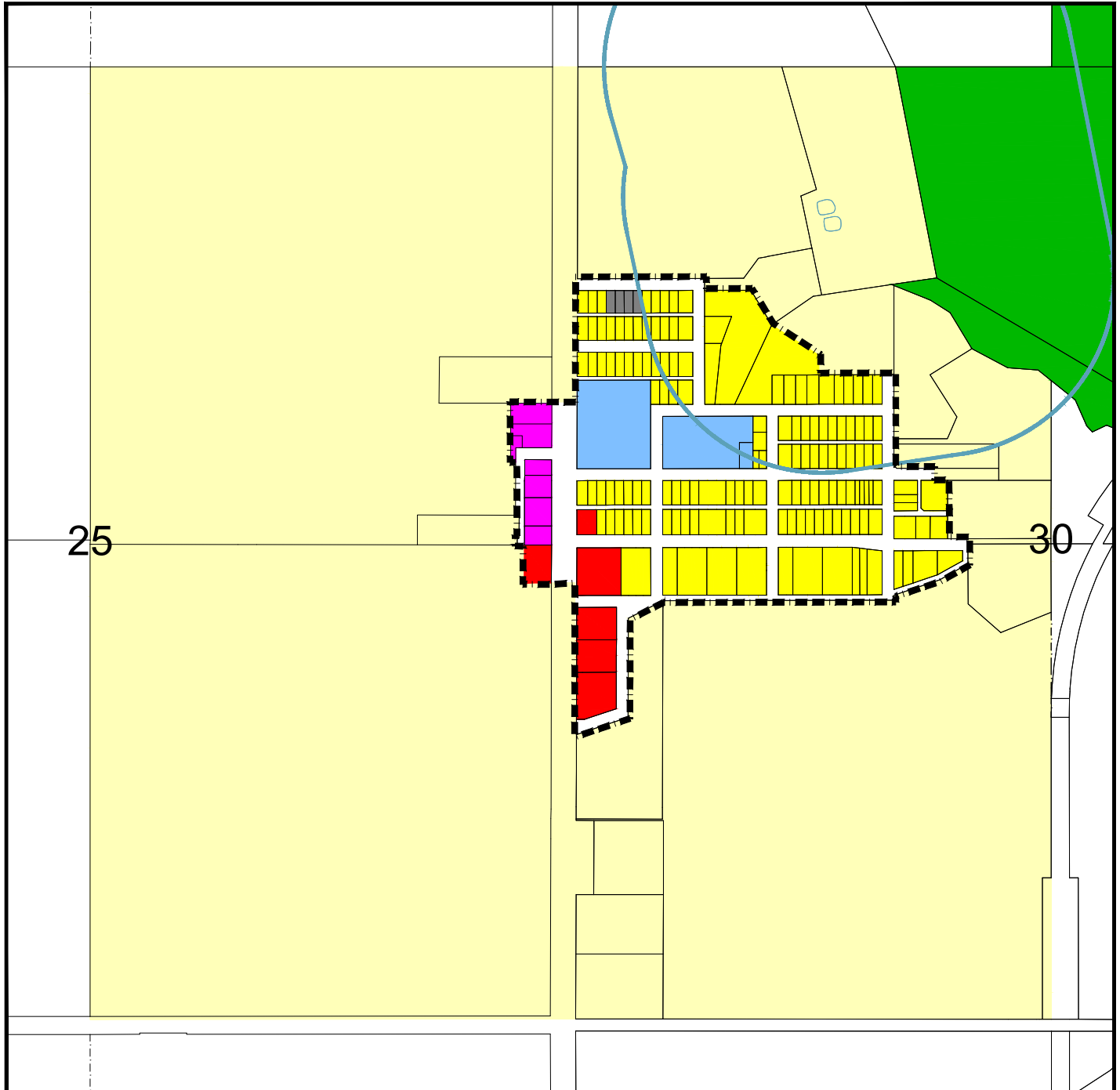
- RURAL AGRICULTURE – RA
- URBAN FRINGE – UF
- GROUPED COUNTRY RESIDENTIAL – GCR
- RURAL GENERAL INDUSTRIAL – RGI
- BUSINESS LIGHT INDUSTRIAL - BLI
- RURAL COMMERCIAL – RC
- RURAL RECREATIONAL - RR

- HAMLET RESIDENTIAL – HR
- HAMLET COMMERCIAL – HC
- HAMLET INDUSTRIAL – HI
- HAMLET PUBLIC / INSTITUTIONAL – HP/I
- HAMLET DIRECT CONTROL – HDC
- HAMLET TRANSITIONAL / AGRICULTURAL – HT/A
- DIRECT CONTROL - DC

- AIRPORT PROTECTION AREA – APA
- HAMLET / URBAN BOUNDARY
- SEWAGE LAGOON BUFFER
- WASTE TRANSFER BUFFER



HAMLET OF SHAUGHNESSY FRINGE **F11**



LAND USE DISTRICTS

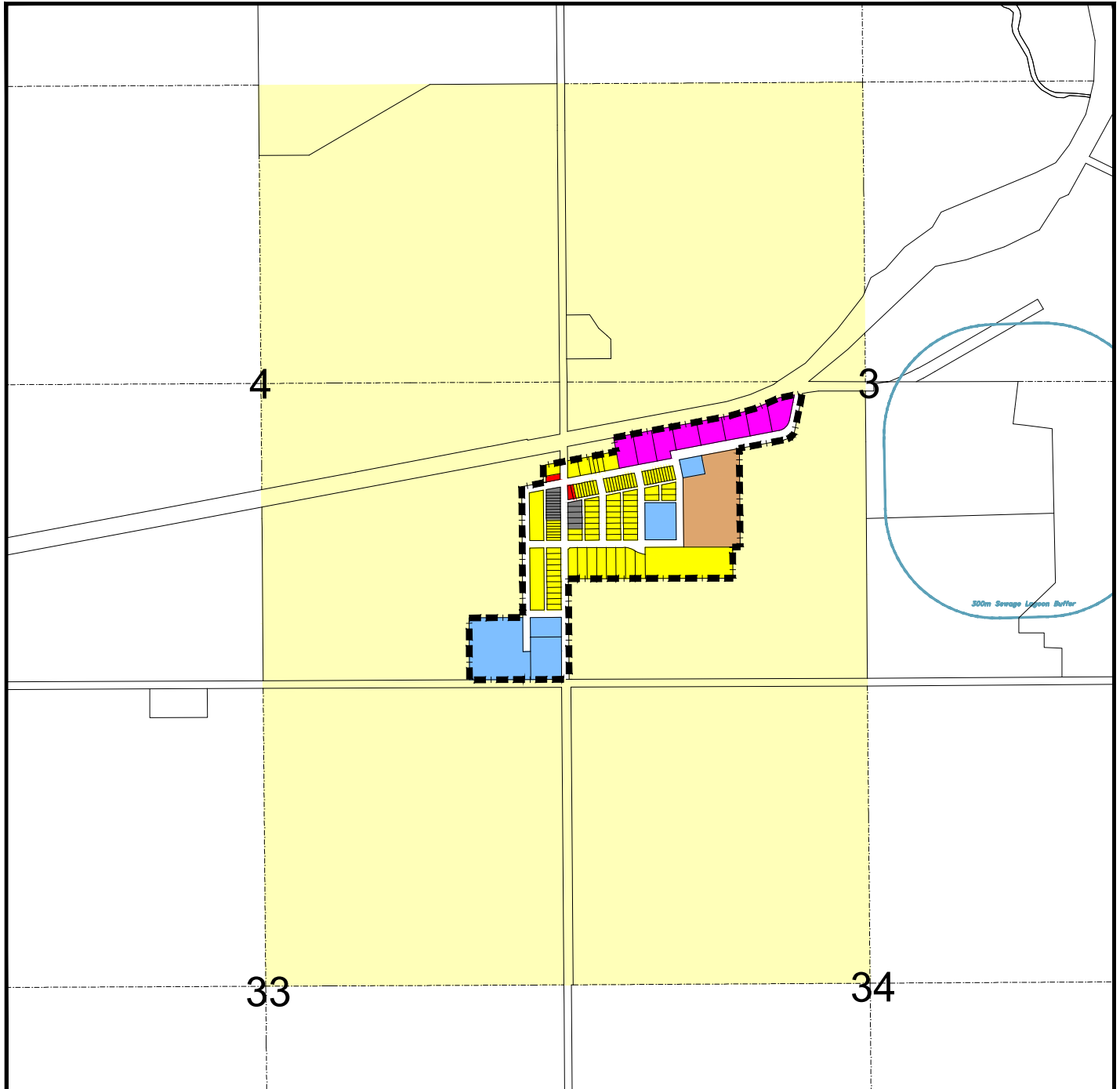
- RURAL AGRICULTURE – RA
- URBAN FRINGE – UF
- GROUPED COUNTRY RESIDENTIAL – GCR
- RURAL GENERAL INDUSTRIAL – RGI
- BUSINESS LIGHT INDUSTRIAL - BLI
- RURAL COMMERCIAL – RC
- RURAL RECREATIONAL - RR

- HAMLET RESIDENTIAL – HR
- HAMLET COMMERCIAL – HC
- HAMLET INDUSTRIAL – HI
- HAMLET PUBLIC / INSTITUTIONAL – HP/I
- HAMLET DIRECT CONTROL – HDC
- HAMLET TRANSITIONAL / AGRICULTURAL – HT/A
- DIRECT CONTROL - DC

- AIRPORT PROTECTION AREA – APA
- HAMLET / URBAN BOUNDARY
- SEWAGE LAGOON BUFFER
- WASTE TRANSFER BUFFER



HAMLET OF TURIN FRINGE **F12**



LAND USE DISTRICTS

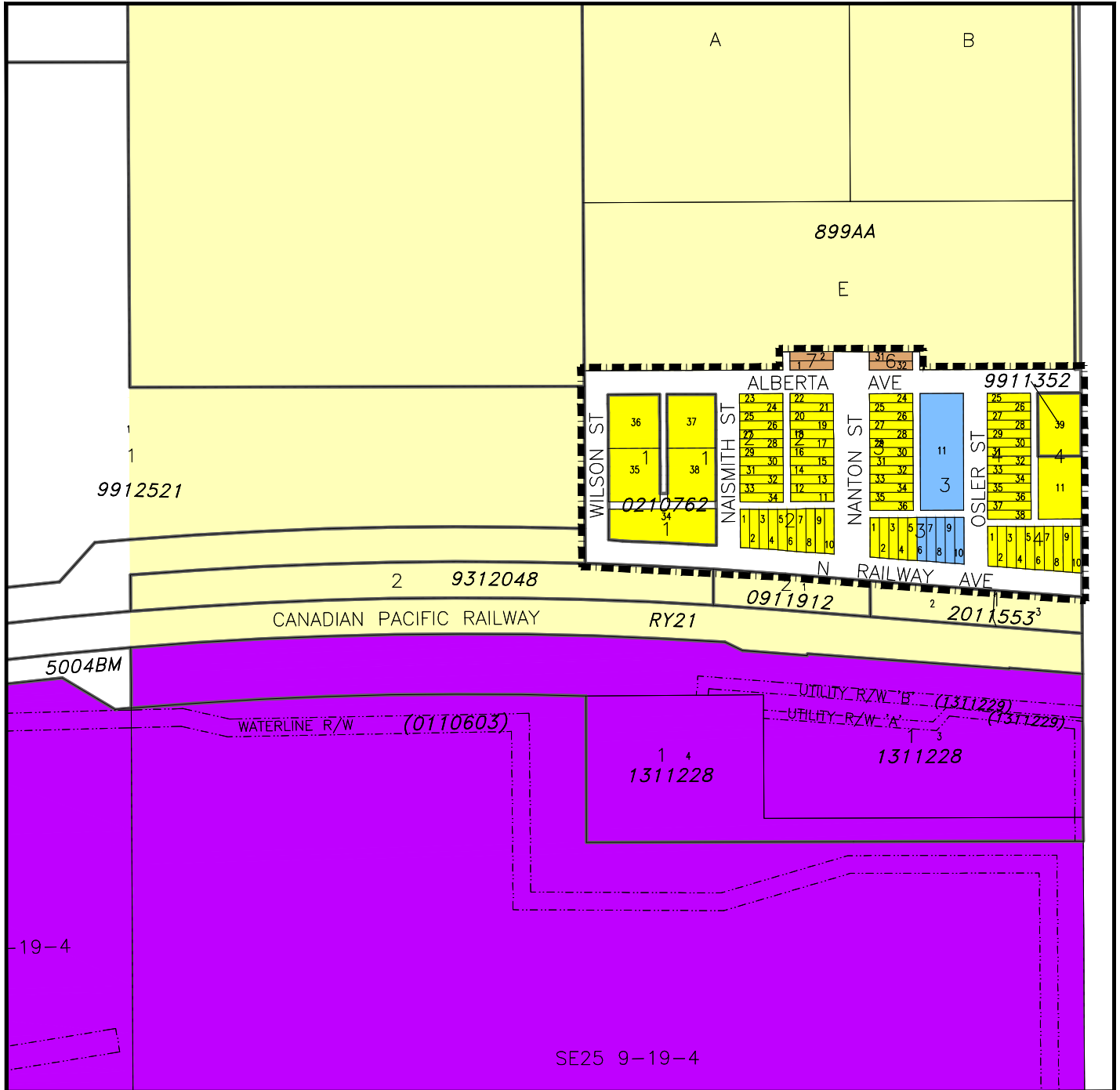
- RURAL AGRICULTURE – RA
- URBAN FRINGE – UF
- GROUPED COUNTRY RESIDENTIAL – GCR
- RURAL GENERAL INDUSTRIAL – RGI
- BUSINESS LIGHT INDUSTRIAL - BLI
- RURAL COMMERCIAL – RC
- RURAL RECREATIONAL - RR

- HAMLET RESIDENTIAL – HR
- HAMLET COMMERCIAL – HC
- HAMLET INDUSTRIAL – HI
- HAMLET PUBLIC / INSTITUTIONAL – HP/I
- HAMLET DIRECT CONTROL – HDC
- HAMLET TRANSITIONAL / AGRICULTURAL – HT/A
- DIRECT CONTROL - DC

- AIRPORT PROTECTION AREA – APA
- HAMLET / URBAN BOUNDARY
- SEWAGE LAGOON BUFFER
- WASTE TRANSFER BUFFER



HAMLET OF CHIN H1



LAND USE DISTRICTS

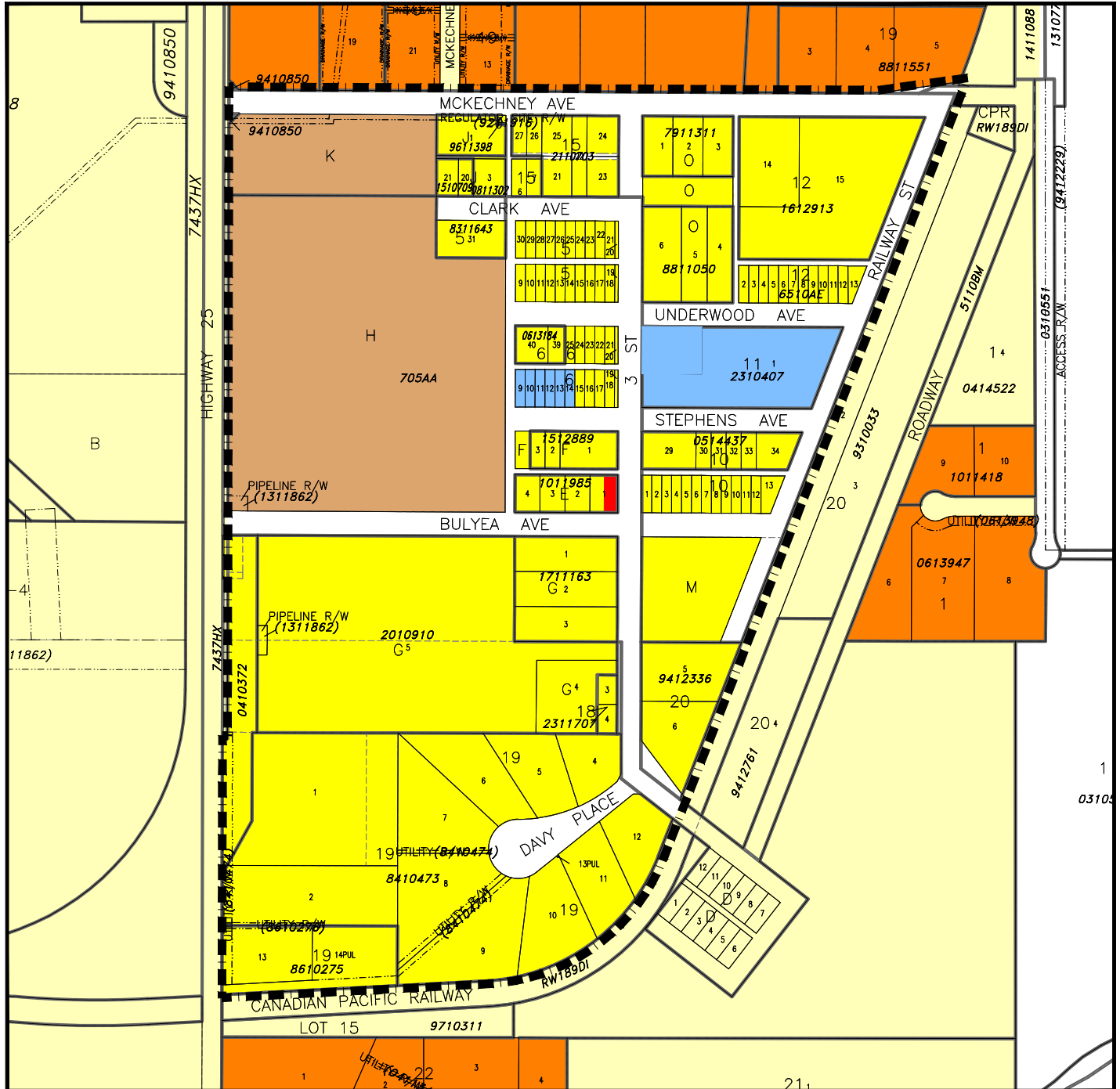
- RURAL AGRICULTURE – RA
- URBAN FRINGE – UF
- GROUPED COUNTRY RESIDENTIAL – GCR
- RURAL GENERAL INDUSTRIAL – RGI
- BUSINESS LIGHT INDUSTRIAL - BLI
- RURAL COMMERCIAL – RC
- RURAL RECREATIONAL - RR

- HAMLET RESIDENTIAL – HR
- HAMLET COMMERCIAL – HC
- HAMLET INDUSTRIAL – HI
- HAMLET PUBLIC / INSTITUTIONAL – HP/I
- HAMLET DIRECT CONTROL – HDC
- HAMLET TRANSITIONAL / AGRICULTURAL – HT/A
- DIRECT CONTROL - DC

- AIRPORT PROTECTION AREA – APA
- HAMLET / URBAN BOUNDARY
- SEWAGE LAGOON BUFFER
- WASTE TRANSFER BUFFER



HAMLET OF DIAMOND CITY H2



LAND USE DISTRICTS

- RURAL AGRICULTURE – RA
- URBAN FRINGE – UF
- GROUPED COUNTRY RESIDENTIAL – GCR
- RURAL GENERAL INDUSTRIAL – RGI
- BUSINESS LIGHT INDUSTRIAL - BLI
- RURAL COMMERCIAL – RC
- RURAL RECREATIONAL - RR

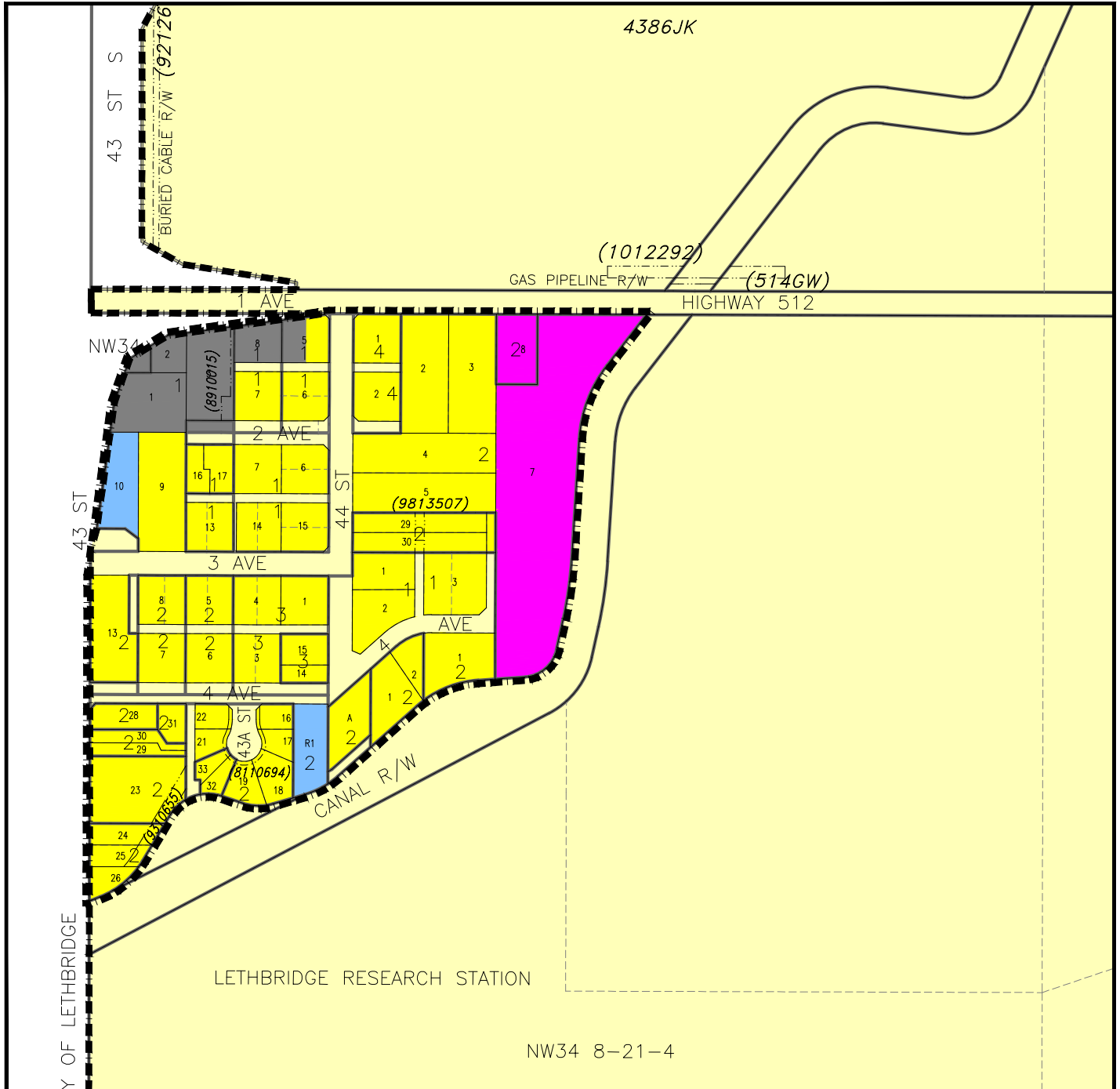
- HAMLET RESIDENTIAL – HR
- HAMLET COMMERCIAL – HC
- HAMLET INDUSTRIAL – HI
- HAMLET PUBLIC / INSTITUTIONAL – HP/I
- HAMLET DIRECT CONTROL – HDC
- HAMLET TRANSITIONAL / AGRICULTURAL – HT/A
- DIRECT CONTROL - DC

- AIRPORT PROTECTION AREA – APA
- HAMLET / URBAN BOUNDARY
- SEWAGE LAGOON BUFFER
- WASTE TRANSFER BUFFER





HAMLET OF FAIRVIEW H3



LAND USE DISTRICTS

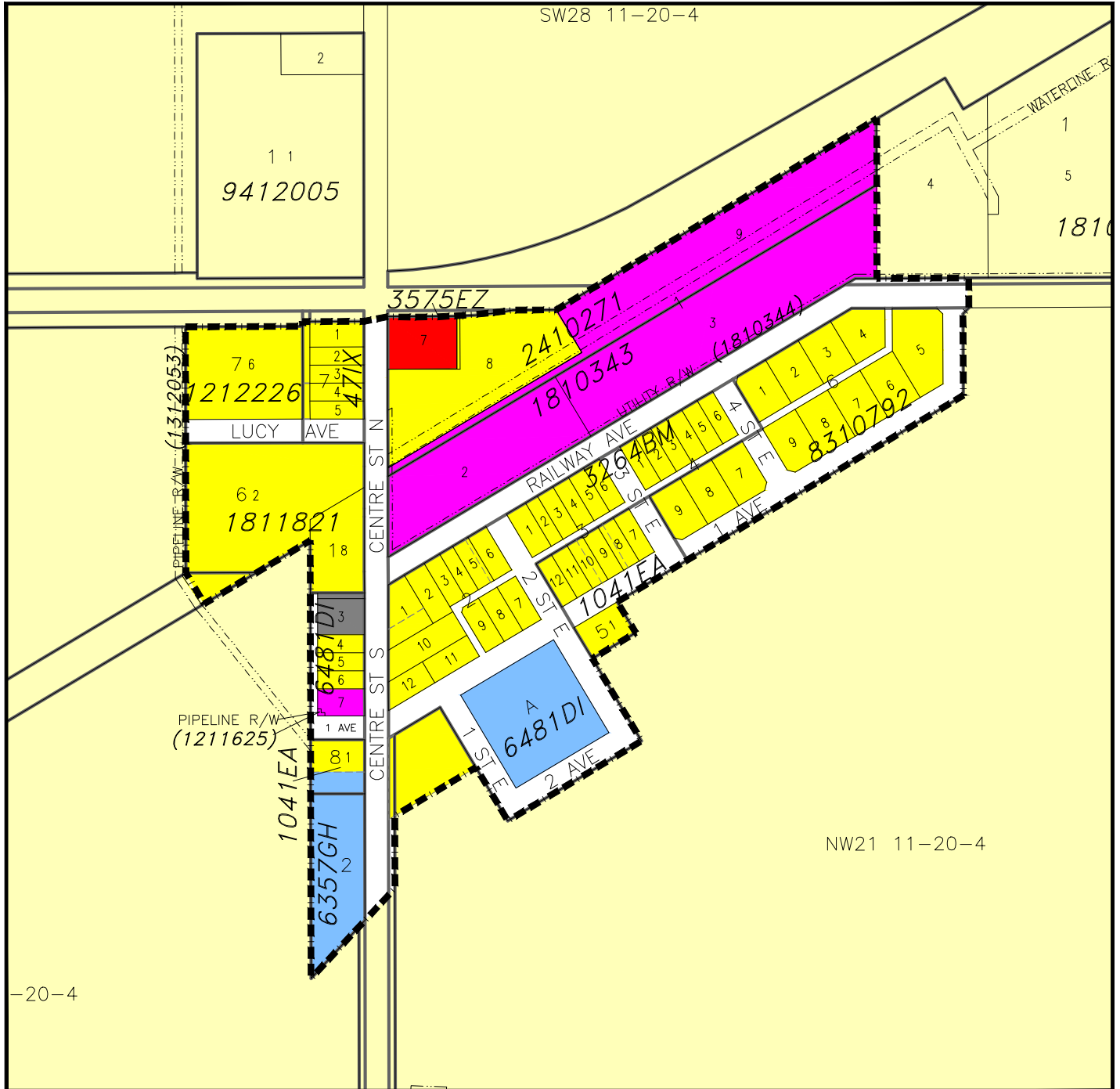
- RURAL AGRICULTURE – RA
- URBAN FRINGE – UF
- GROUPED COUNTRY RESIDENTIAL – GCR
- RURAL GENERAL INDUSTRIAL – RGI
- BUSINESS LIGHT INDUSTRIAL - BLI
- RURAL COMMERCIAL – RC
- RURAL RECREATIONAL - RR

- HAMLET RESIDENTIAL – HR
- HAMLET COMMERCIAL – HC
- HAMLET INDUSTRIAL – HI
- HAMLET PUBLIC / INSTITUTIONAL – HP/I
- HAMLET DIRECT CONTROL – HDC
- HAMLET TRANSITIONAL / AGRICULTURAL – HT/A
- DIRECT CONTROL - DC

- AIRPORT PROTECTION AREA – APA
- HAMLET / URBAN BOUNDARY
- SEWAGE LAGOON BUFFER
- WASTE TRANSFER BUFFER



HAMLET OF IRON SPRINGS H4



LAND USE DISTRICTS

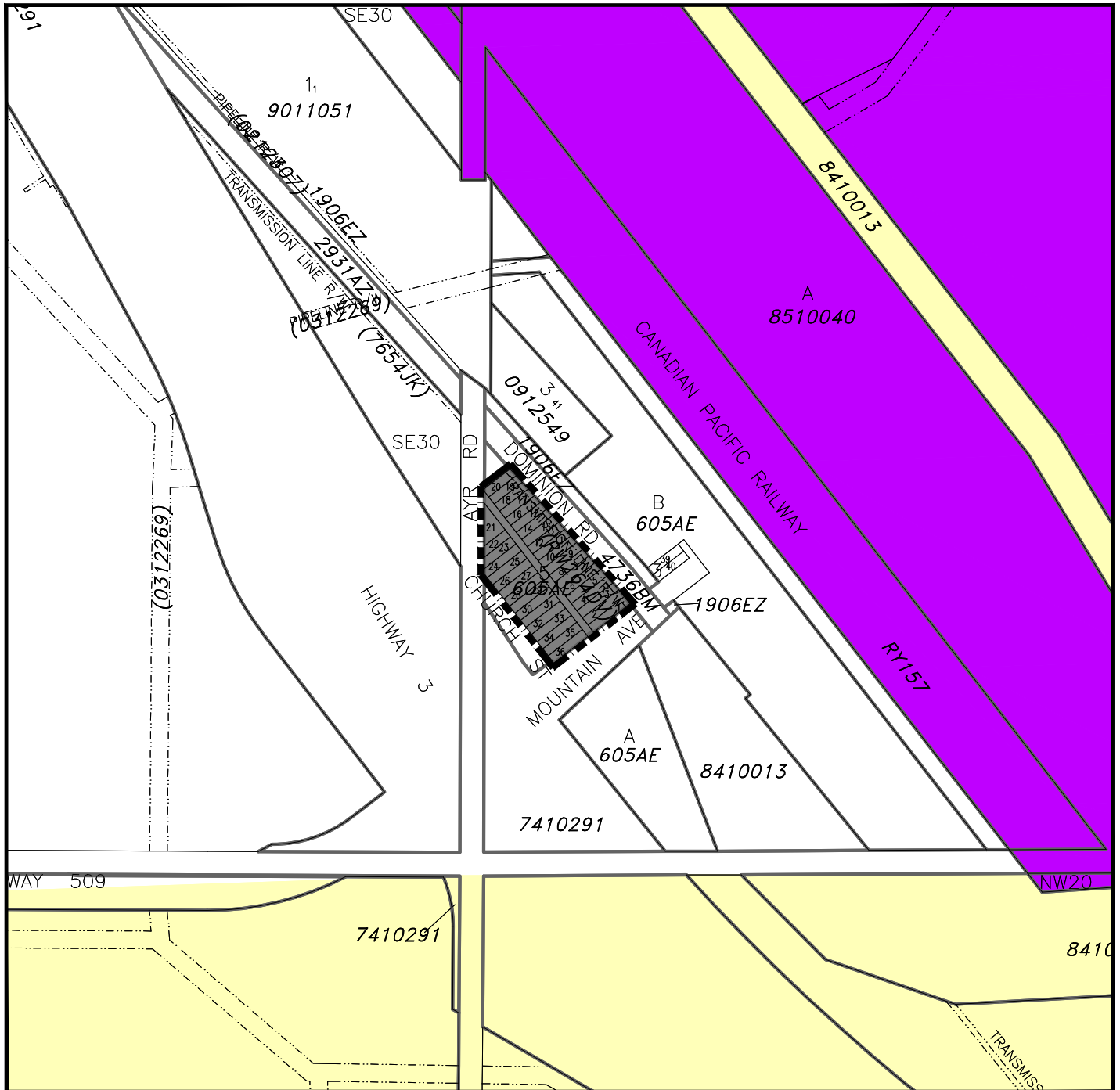
- RURAL AGRICULTURE – RA
- URBAN FRINGE – UF
- GROUPED COUNTRY RESIDENTIAL – GCR
- RURAL GENERAL INDUSTRIAL – RGI
- BUSINESS LIGHT INDUSTRIAL - BLI
- RURAL COMMERCIAL – RC
- RURAL RECREATIONAL - RR

- HAMLET RESIDENTIAL – HR
- HAMLET COMMERCIAL – HC
- HAMLET INDUSTRIAL – HI
- HAMLET PUBLIC / INSTITUTIONAL – HP/I
- HAMLET DIRECT CONTROL – HDC
- HAMLET TRANSITIONAL / AGRICULTURAL – HT/A
- DIRECT CONTROL - DC

- AIRPORT PROTECTION AREA – APA
- HAMLET / URBAN BOUNDARY
- SEWAGE LAGOON BUFFER
- WASTE TRANSFER BUFFER



HAMLET OF KIPP H5



LAND USE DISTRICTS

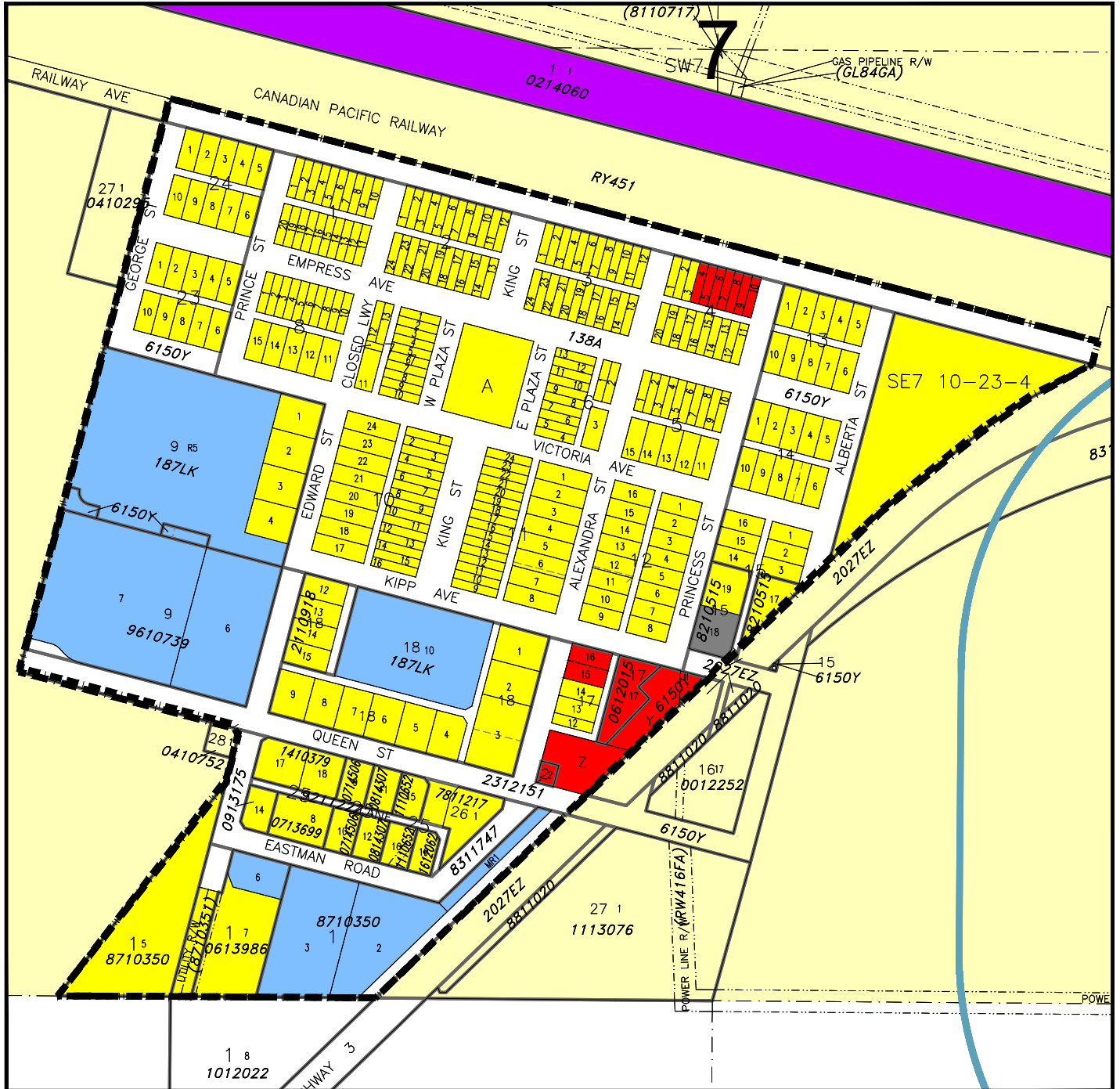
- RURAL AGRICULTURE – RA
- URBAN FRINGE – UF
- GROUPED COUNTRY RESIDENTIAL – GCR
- RURAL GENERAL INDUSTRIAL – RGI
- BUSINESS LIGHT INDUSTRIAL – BLI
- RURAL COMMERCIAL – RC
- RURAL RECREATIONAL – RR

- HAMLET RESIDENTIAL – HR
- HAMLET COMMERCIAL – HC
- HAMLET INDUSTRIAL – HI
- HAMLET PUBLIC / INSTITUTIONAL – HP/I
- HAMLET DIRECT CONTROL – HDC
- HAMLET TRANSITIONAL / AGRICULTURAL – HT/A
- DIRECT CONTROL – DC

- AIRPORT PROTECTION AREA – APA
- HAMLET / URBAN BOUNDARY
- SEWAGE LAGOON BUFFER
- WASTE TRANSFER BUFFER



HAMLET OF MONARCH H6



LAND USE DISTRICTS

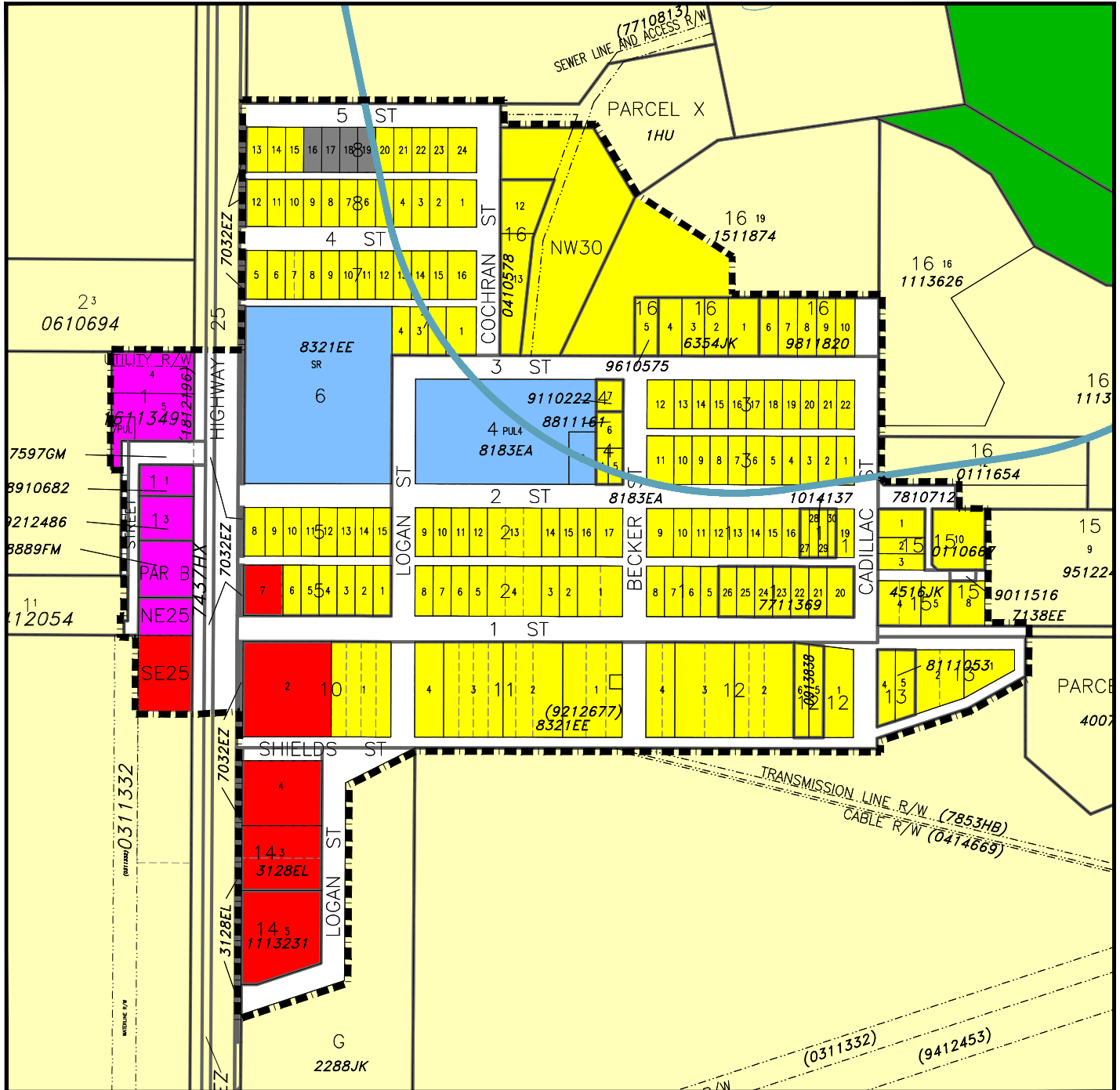
- RURAL AGRICULTURE - RA
- URBAN FRINGE - UF
- GROUPED COUNTRY RESIDENTIAL - GCR
- RURAL GENERAL INDUSTRIAL - RGI
- BUSINESS LIGHT INDUSTRIAL - BLI
- RURAL COMMERCIAL - RC
- RURAL RECREATIONAL - RR

- HAMLET RESIDENTIAL - HR
- HAMLET COMMERCIAL - HC
- HAMLET INDUSTRIAL - HI
- HAMLET PUBLIC / INSTITUTIONAL - HP/I
- HAMLET DIRECT CONTROL - HDC
- HAMLET TRANSITIONAL / AGRICULTURAL - HT/A
- DIRECT CONTROL - DC

- AIRPORT PROTECTION AREA - APA
- HAMLET / URBAN BOUNDARY
- SEWAGE LAGOON BUFFER
- WASTE TRANSFER BUFFER



HAMLET OF SHAUGHNESSY H7



LAND USE DISTRICTS

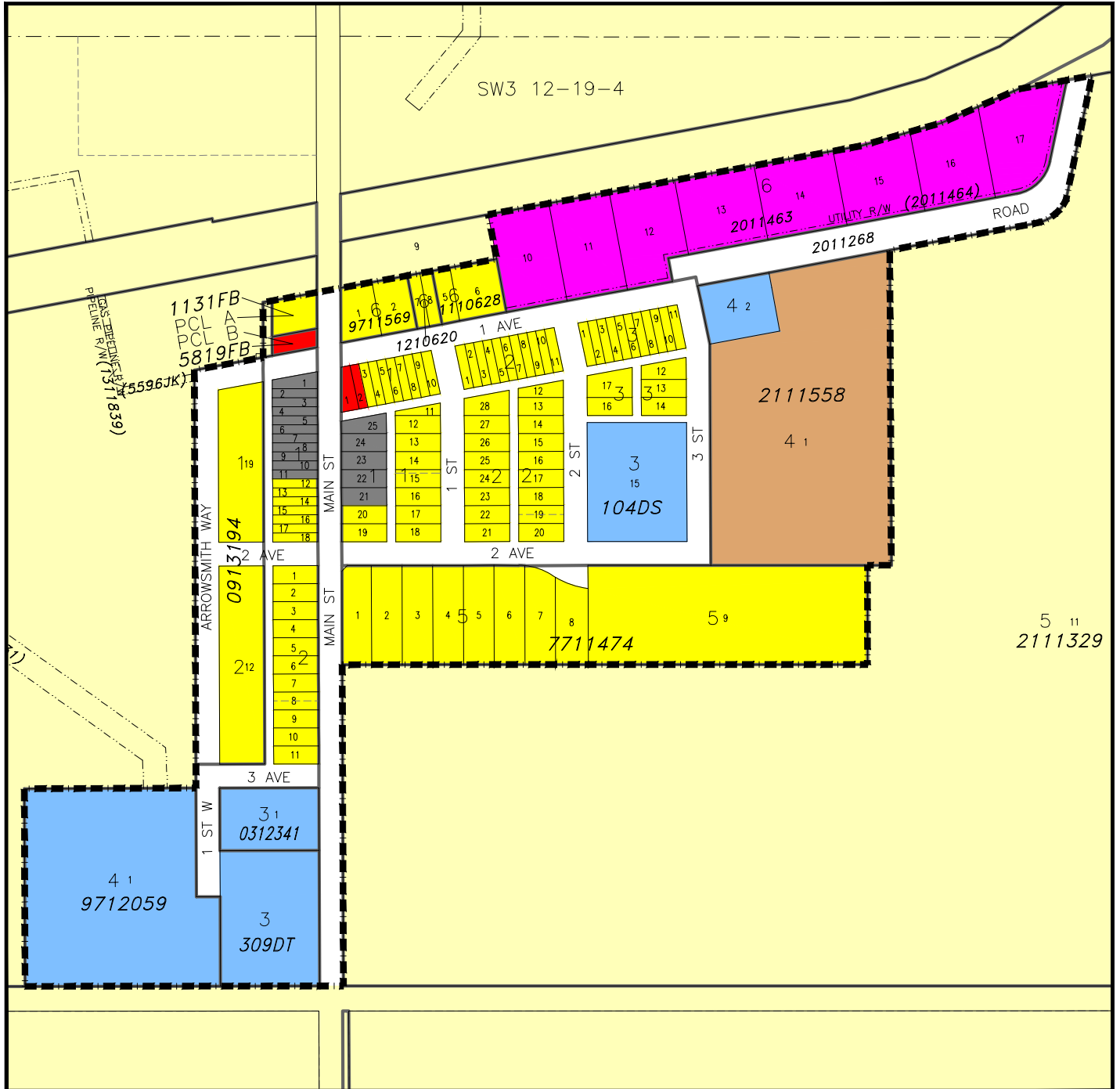
- RURAL AGRICULTURE – RA
- URBAN FRINGE – UF
- GROUPED COUNTRY RESIDENTIAL – GCR
- RURAL GENERAL INDUSTRIAL – RGI
- BUSINESS LIGHT INDUSTRIAL - BLI
- RURAL COMMERCIAL – RC
- RURAL RECREATIONAL - RR

- HAMLET RESIDENTIAL – HR
- HAMLET COMMERCIAL – HC
- HAMLET INDUSTRIAL – HI
- HAMLET PUBLIC / INSTITUTIONAL – HP/I
- HAMLET DIRECT CONTROL – HDC
- HAMLET TRANSITIONAL / AGRICULTURAL – HT/A
- DIRECT CONTROL - DC

- AIRPORT PROTECTION AREA – APA
- HAMLET / URBAN BOUNDARY
- SEWAGE LAGOON BUFFER
- WASTE TRANSFER BUFFER



HAMLET OF TURIN H8



LAND USE DISTRICTS

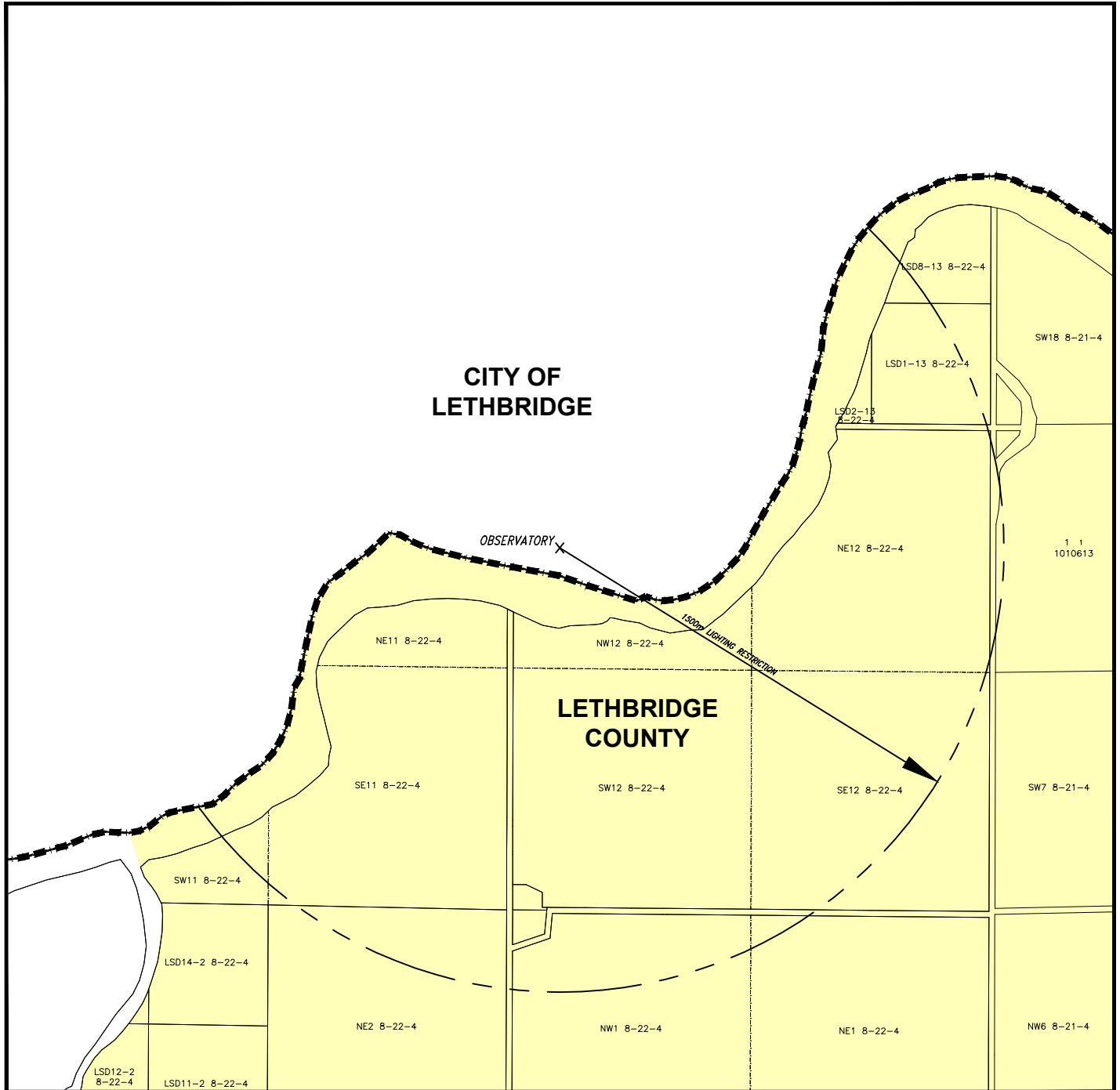
- RURAL AGRICULTURE – RA
- URBAN FRINGE – UF
- GROUPED COUNTRY RESIDENTIAL – GCR
- RURAL GENERAL INDUSTRIAL – RGI
- BUSINESS LIGHT INDUSTRIAL - BLI
- RURAL COMMERCIAL – RC
- RURAL RECREATIONAL - RR

- HAMLET RESIDENTIAL – HR
- HAMLET COMMERCIAL – HC
- HAMLET INDUSTRIAL – HI
- HAMLET PUBLIC / INSTITUTIONAL – HP/I
- HAMLET DIRECT CONTROL – HDC
- HAMLET TRANSITIONAL / AGRICULTURAL – HT/A
- DIRECT CONTROL - DC

- AIRPORT PROTECTION AREA – APA
- HAMLET / URBAN BOUNDARY
- SEWAGE LAGOON BUFFER
- WASTE TRANSFER BUFFER



**URBAN FRINGE - UF OVERLAY MAP**  
**1500m LIGHTING RESTRICTION AREA** 3



**LAND USE DISTRICTS**

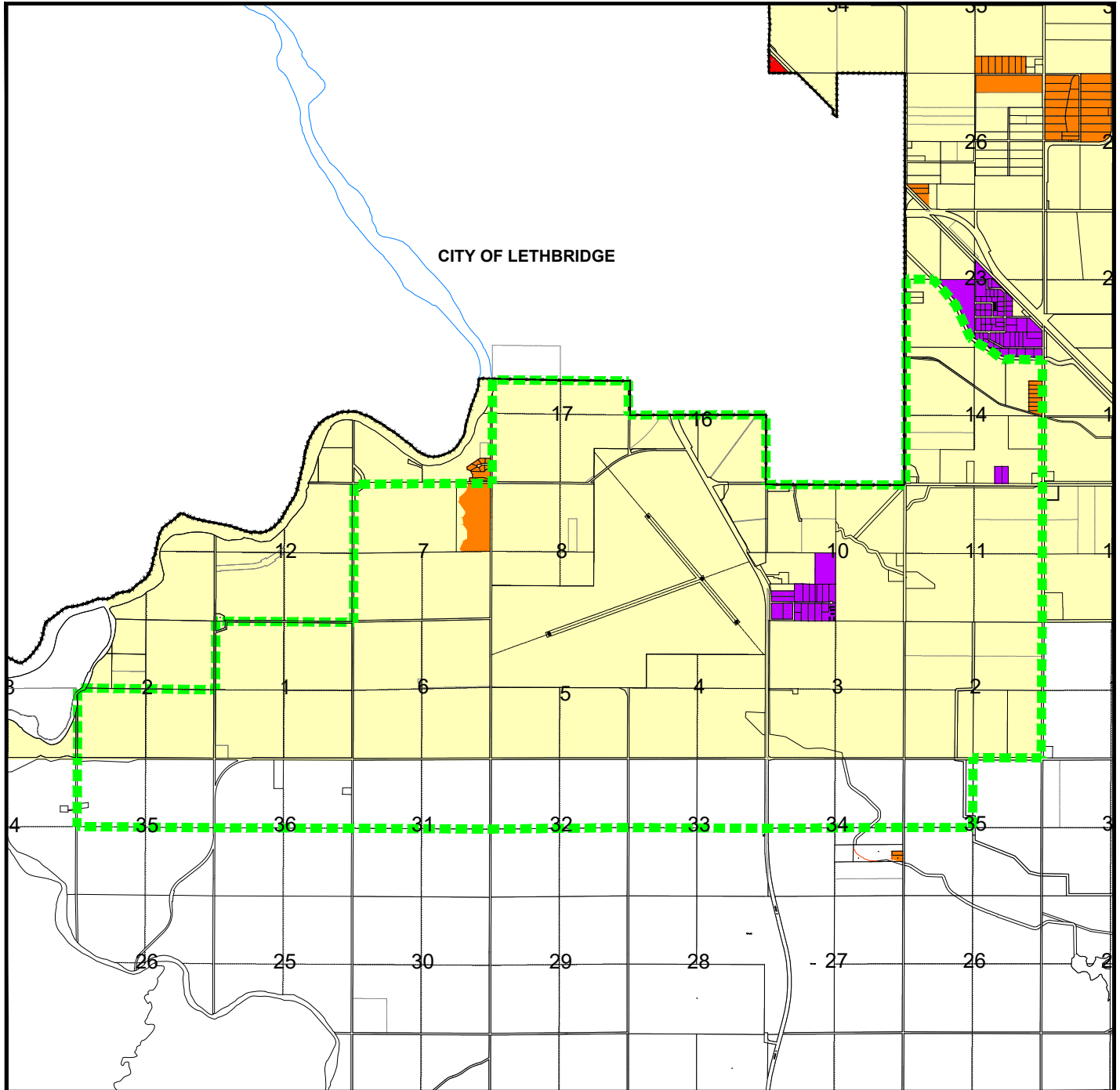
- RURAL AGRICULTURE – RA
- URBAN FRINGE – UF
- GROUPED COUNTRY RESIDENTIAL – GCR
- RURAL GENERAL INDUSTRIAL – RGI
- BUSINESS LIGHT INDUSTRIAL - BLI
- RURAL COMMERCIAL – RC
- RURAL RECREATIONAL - RR

- HAMLET RESIDENTIAL – HR
- HAMLET COMMERCIAL – HC
- HAMLET INDUSTRIAL – HI
- HAMLET PUBLIC / INSTITUTIONAL – HP/I
- HAMLET DIRECT CONTROL – HDC
- HAMLET TRANSITIONAL / AGRICULTURAL – HT/A
- DIRECT CONTROL - DC

- AIRPORT PROTECTION AREA – APA
- HAMLET / URBAN BOUNDARY
- SEWAGE LAGOON BUFFER
- WASTE TRANSFER BUFFER



CITY OF LETHBRIDGE URBAN FRINGE - AIRPORT PROTECTION AREA 4



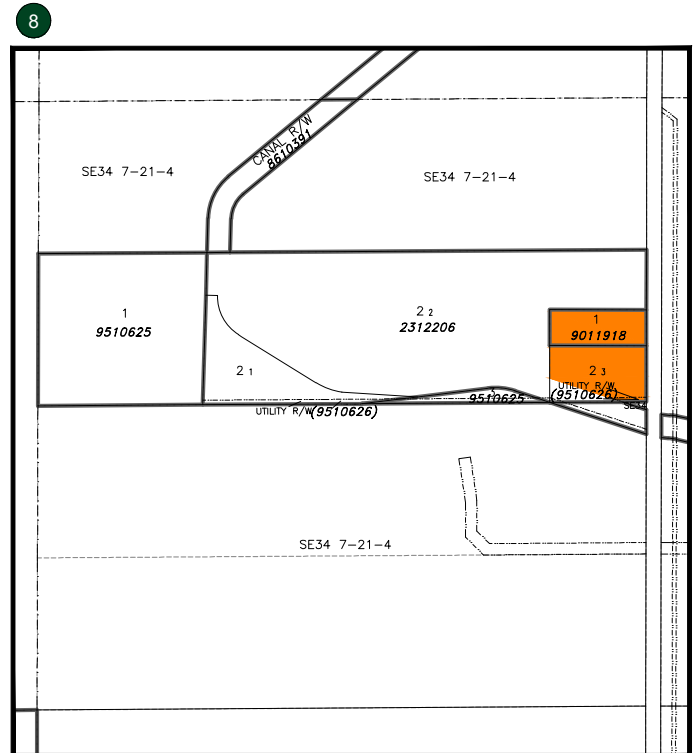
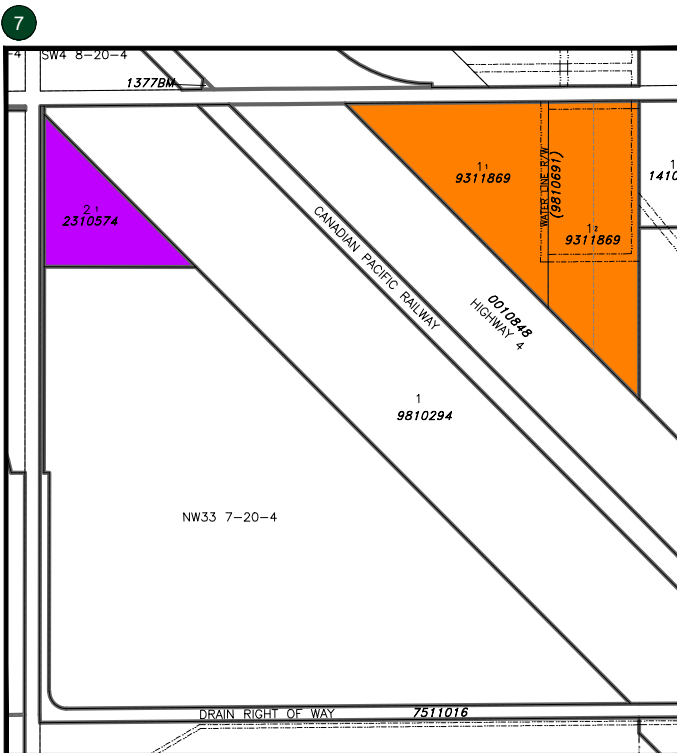
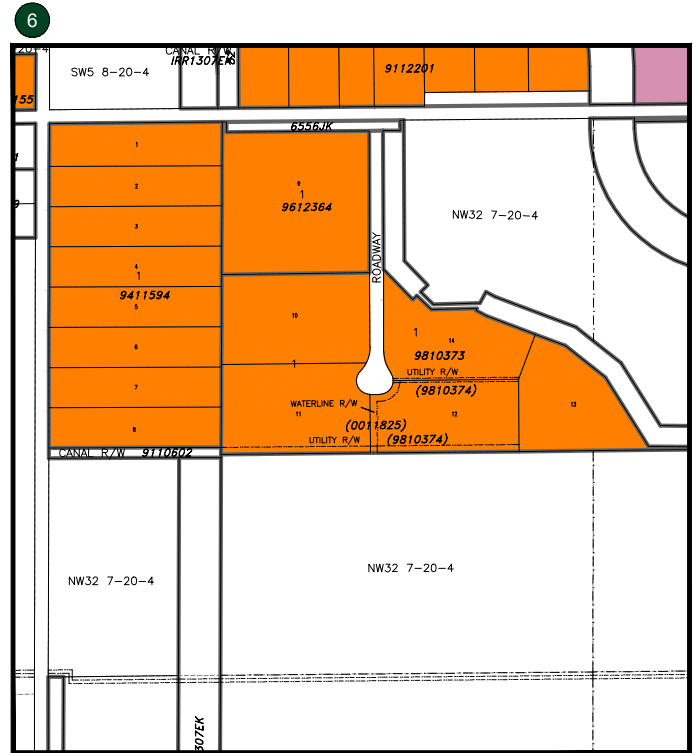
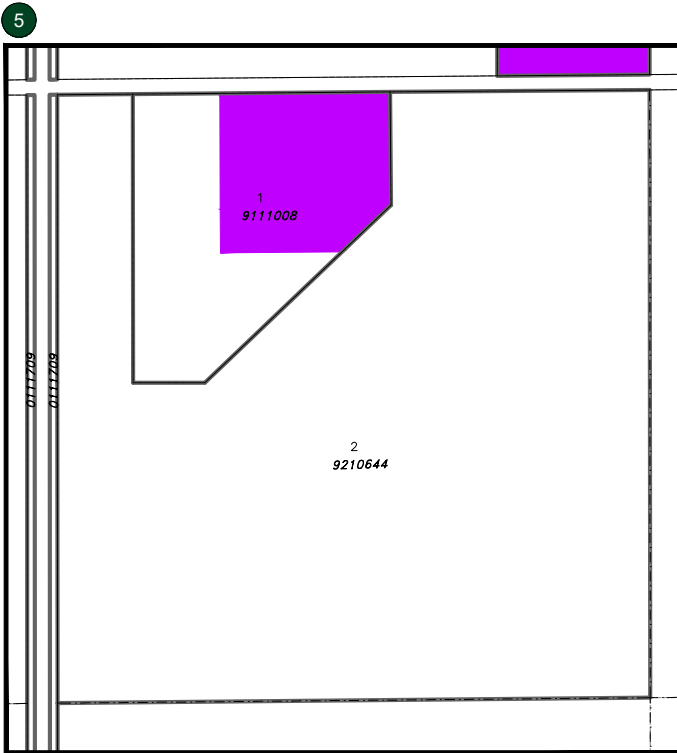
LAND USE DISTRICTS

- RURAL AGRICULTURE - RA
- URBAN FRINGE - UF
- GROUPED COUNTRY RESIDENTIAL - GCR
- RURAL GENERAL INDUSTRIAL - RGI
- BUSINESS LIGHT INDUSTRIAL - BLI
- RURAL COMMERCIAL - RC
- RURAL RECREATIONAL - RR

- HAMLET RESIDENTIAL - HR
- HAMLET COMMERCIAL - HC
- HAMLET INDUSTRIAL - HI
- HAMLET PUBLIC / INSTITUTIONAL - HP/I
- HAMLET DIRECT CONTROL - HDC
- HAMLET TRANSITIONAL / AGRICULTURAL - HT/A
- DIRECT CONTROL - DC

- AIRPORT PROTECTION AREA - APA
- HAMLET / URBAN BOUNDARY
- SEWAGE LAGOON BUFFER
- WASTE TRANSFER BUFFER





LAND USE DISTRICTS

- RURAL AGRICULTURE – RA
- URBAN FRINGE – UF
- GROUPED COUNTRY RESIDENTIAL – GCR
- RURAL GENERAL INDUSTRIAL – RGI
- BUSINESS LIGHT INDUSTRIAL - BLI
- RURAL COMMERCIAL – RC
- RURAL RECREATIONAL - RR

- HAMLET RESIDENTIAL – HR
- HAMLET COMMERCIAL – HC
- HAMLET INDUSTRIAL – HI
- HAMLET PUBLIC / INSTITUTIONAL – HP/I
- HAMLET DIRECT CONTROL – HDC
- HAMLET TRANSITIONAL / AGRICULTURAL – HT/A
- DIRECT CONTROL - DC

- AIRPORT PROTECTION AREA – APA
- HAMLET / URBAN BOUNDARY
- SEWAGE LAGOON BUFFER
- WASTE TRANSFER BUFFER

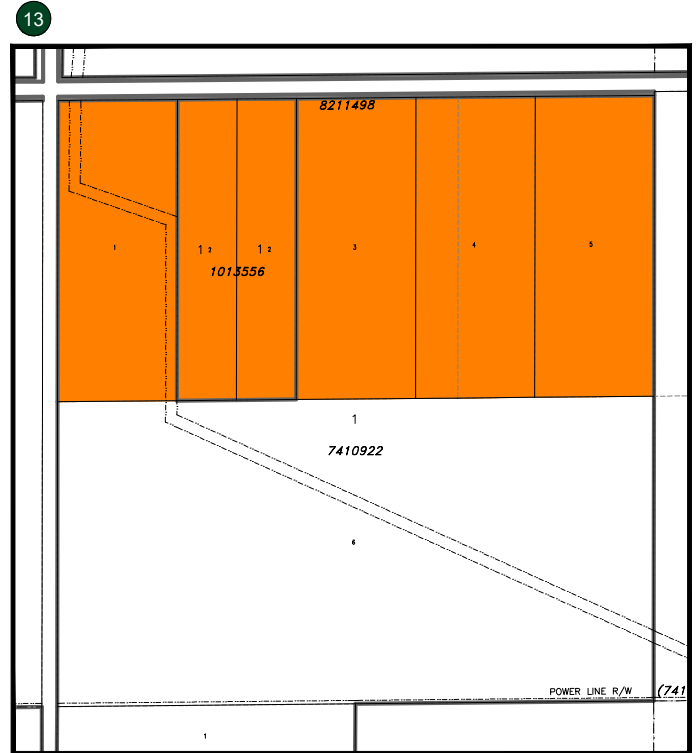
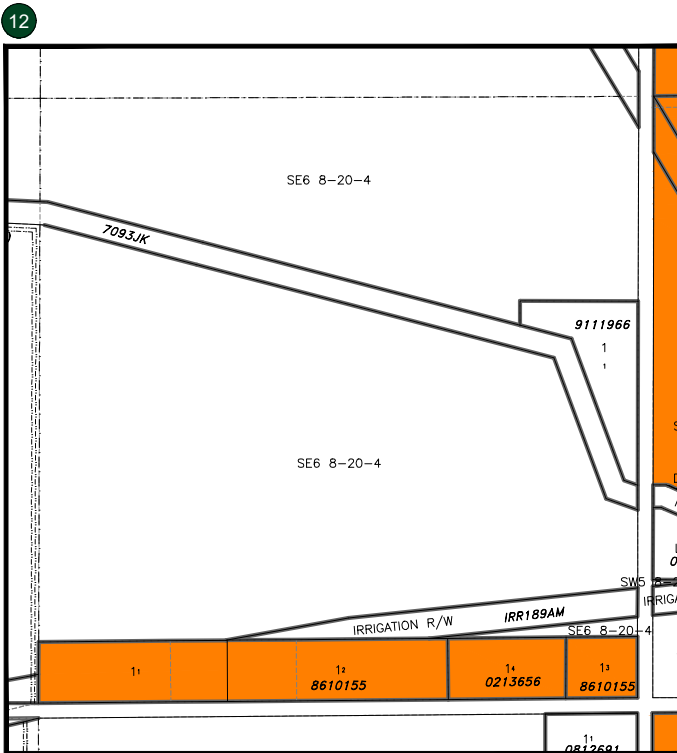
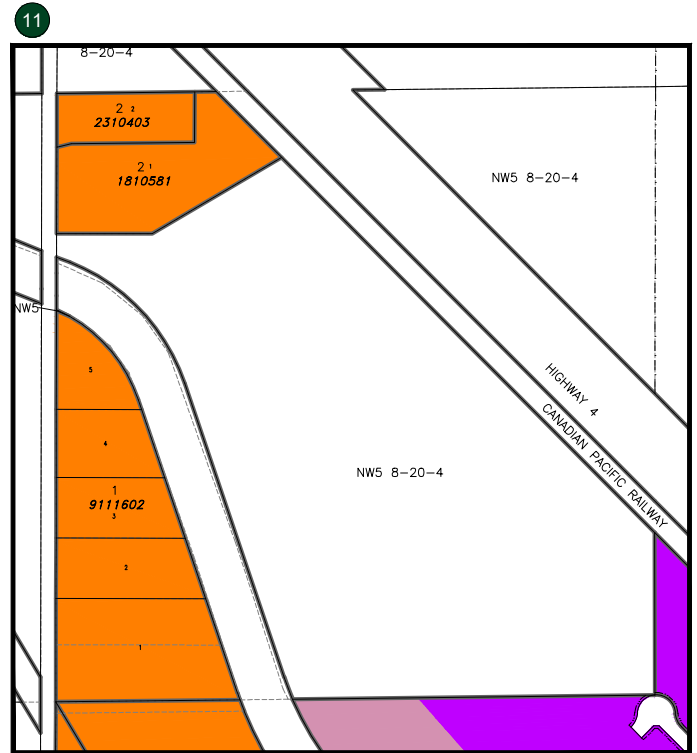
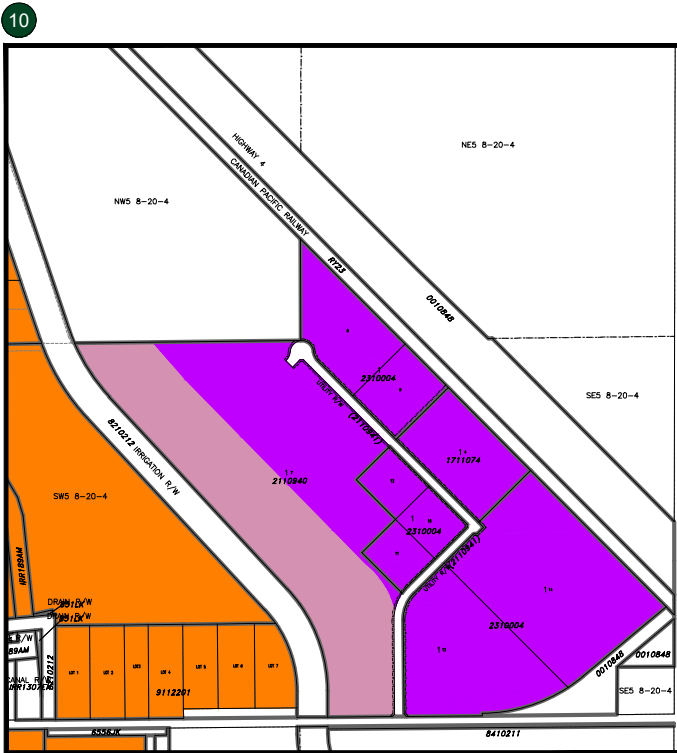


LAND USE DISTRICTS

- RURAL AGRICULTURE – RA
- URBAN FRINGE – UF
- GROUPED COUNTRY RESIDENTIAL – GCR
- RURAL GENERAL INDUSTRIAL – RGI
- BUSINESS LIGHT INDUSTRIAL - BLI
- RURAL COMMERCIAL – RC
- RURAL RECREATIONAL – RR

- HAMLET RESIDENTIAL – HR
- HAMLET COMMERCIAL – HC
- HAMLET INDUSTRIAL – HI
- HAMLET PUBLIC / INSTITUTIONAL – HP/I
- HAMLET DIRECT CONTROL – HDC
- HAMLET TRANSITIONAL / AGRICULTURAL – HT/A
- DIRECT CONTROL – DC

- AIRPORT PROTECTION AREA – APA
- HAMLET / URBAN BOUNDARY
- SEWAGE LAGOON BUFFER
- WASTE TRANSFER BUFFER

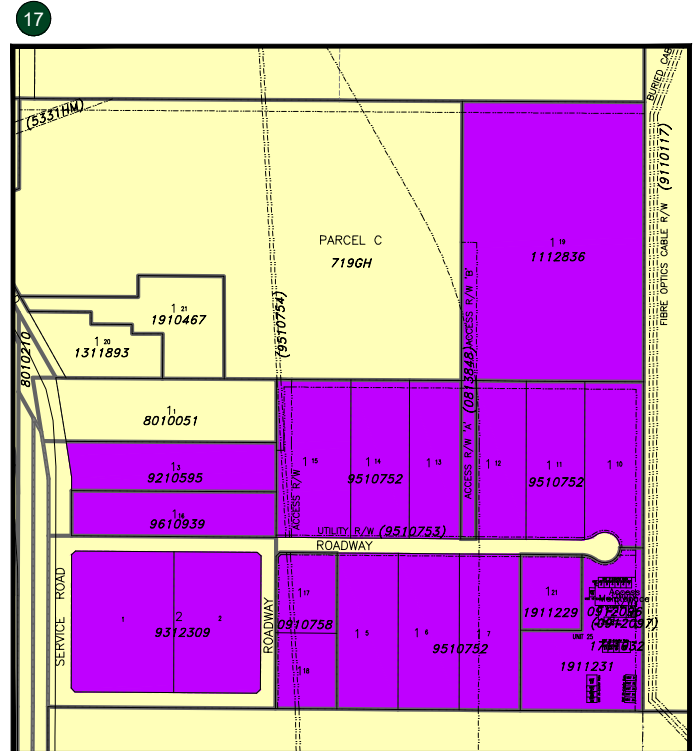
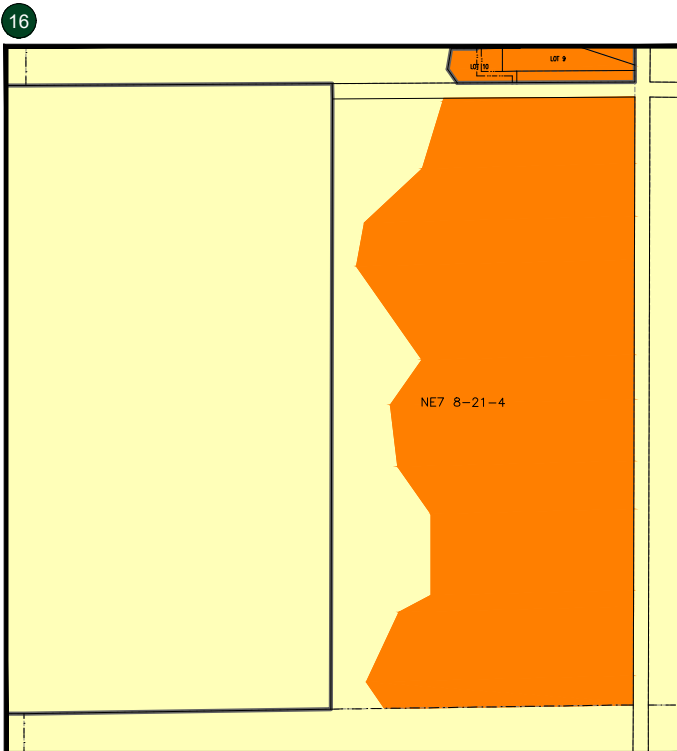
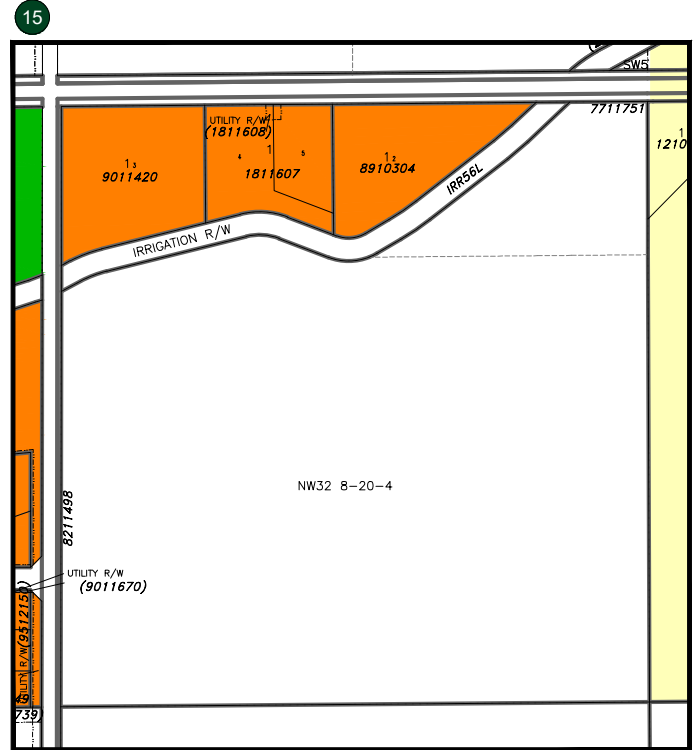
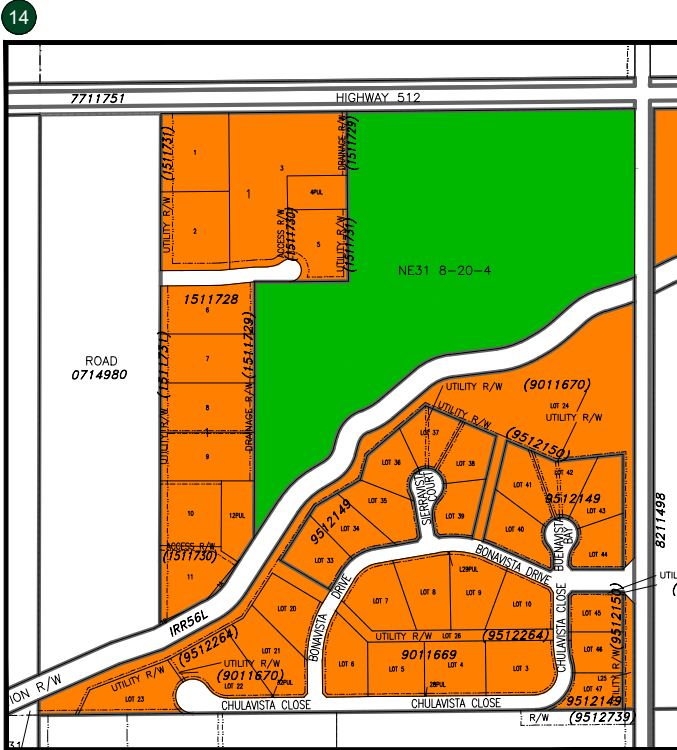


LAND USE DISTRICTS

- RURAL AGRICULTURE – RA
- URBAN FRINGE – UF
- GROUPED COUNTRY RESIDENTIAL – GCR
- RURAL GENERAL INDUSTRIAL – RGI
- BUSINESS LIGHT INDUSTRIAL - BLI
- RURAL COMMERCIAL – RC
- RURAL RECREATIONAL - RR

- HAMLET RESIDENTIAL – HR
- HAMLET COMMERCIAL – HC
- HAMLET INDUSTRIAL – HI
- HAMLET PUBLIC / INSTITUTIONAL – HP/I
- HAMLET DIRECT CONTROL – HDC
- HAMLET TRANSITIONAL / AGRICULTURAL – HT/A
- DIRECT CONTROL - DC

- AIRPORT PROTECTION AREA – APA
- HAMLET / URBAN BOUNDARY
- SEWAGE LAGOON BUFFER
- WASTE TRANSFER BUFFER

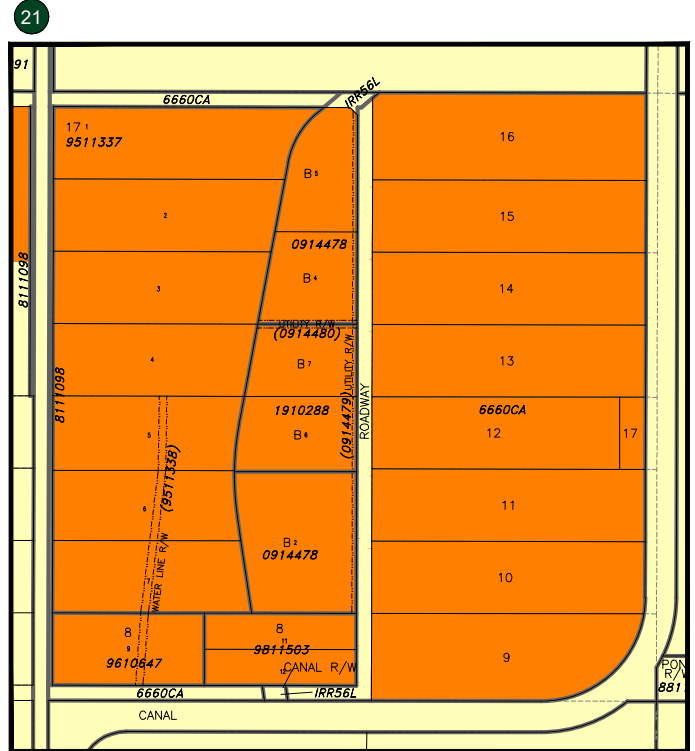
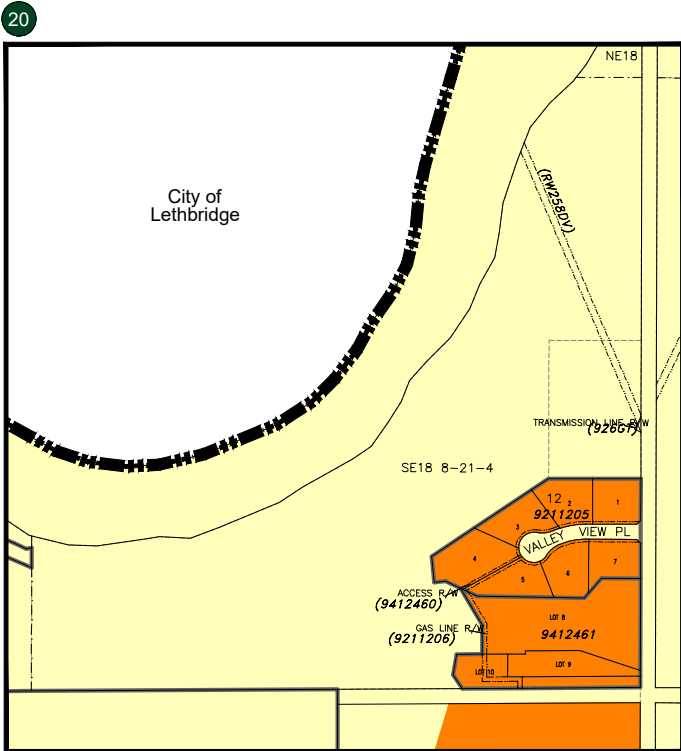
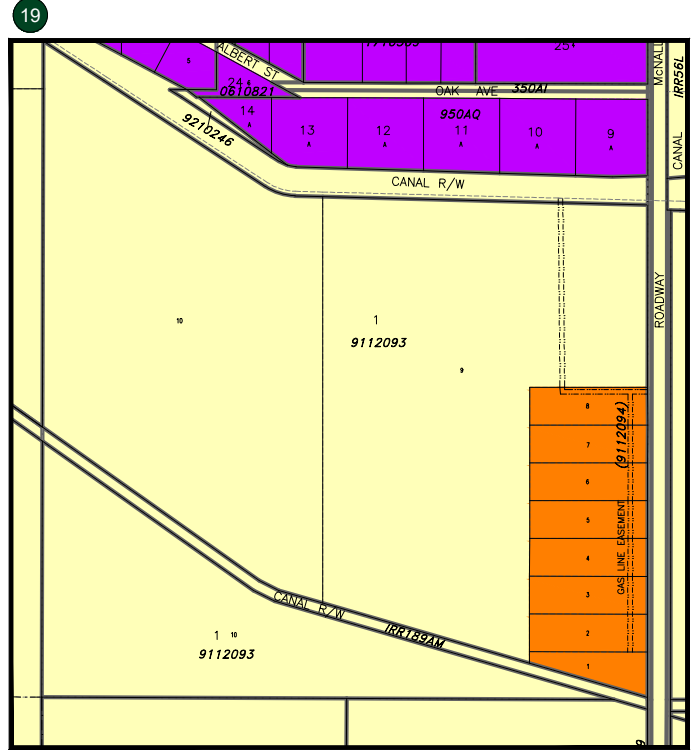
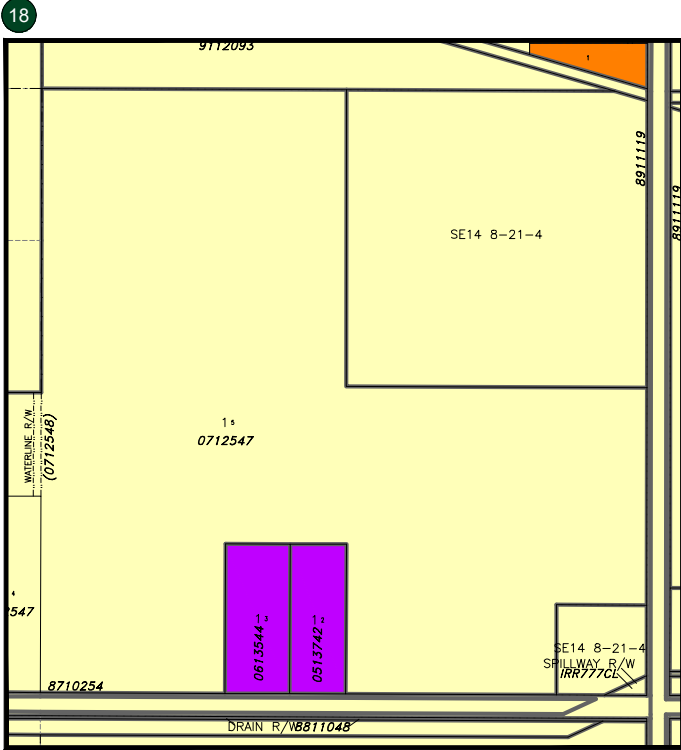


LAND USE DISTRICTS

- RURAL AGRICULTURE – RA
- URBAN FRINGE – UF
- GROUPED COUNTRY RESIDENTIAL – GCR
- RURAL GENERAL INDUSTRIAL – RGI
- BUSINESS LIGHT INDUSTRIAL – BLI
- RURAL COMMERCIAL – RC
- RURAL RECREATIONAL – RR

- HAMLET RESIDENTIAL – HR
- HAMLET COMMERCIAL – HC
- HAMLET INDUSTRIAL – HI
- HAMLET PUBLIC / INSTITUTIONAL – HP/I
- HAMLET DIRECT CONTROL – HDC
- HAMLET TRANSITIONAL / AGRICULTURAL – HT/A
- DIRECT CONTROL – DC

- AIRPORT PROTECTION AREA – APA
- HAMLET / URBAN BOUNDARY
- SEWAGE LAGOON BUFFER
- WASTE TRANSFER BUFFER

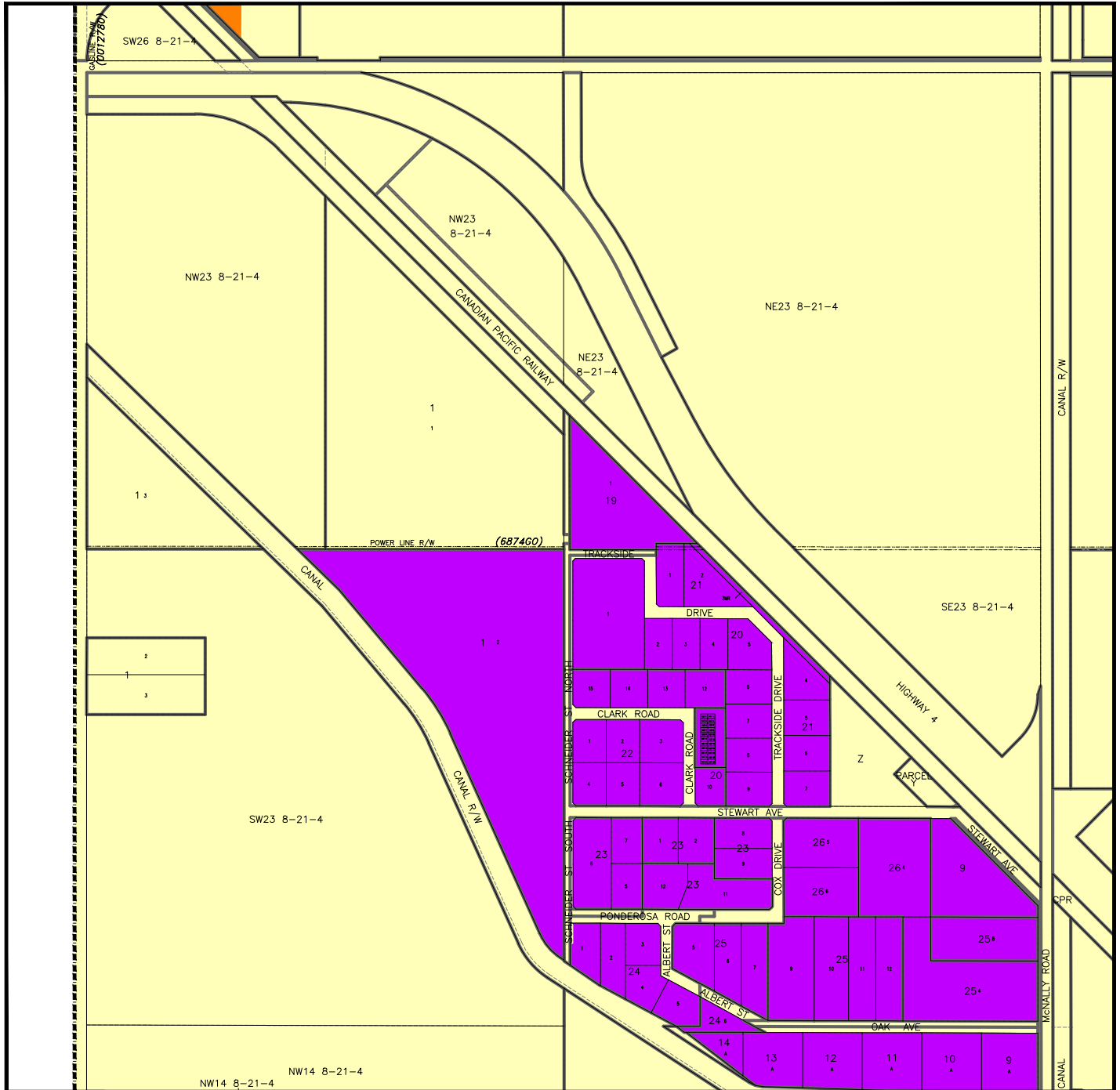


LAND USE DISTRICTS

- RURAL AGRICULTURE - RA
- URBAN FRINGE - UF
- GROUPED COUNTRY RESIDENTIAL - GCR
- RURAL GENERAL INDUSTRIAL - RGI
- BUSINESS LIGHT INDUSTRIAL - BLI
- RURAL COMMERCIAL - RC
- RURAL RECREATIONAL - RR

- HAMLET RESIDENTIAL - HR
- HAMLET COMMERCIAL - HC
- HAMLET INDUSTRIAL - HI
- HAMLET PUBLIC / INSTITUTIONAL - HP/I
- HAMLET DIRECT CONTROL - HDC
- HAMLET TRANSITIONAL / AGRICULTURAL - HT/A
- DIRECT CONTROL - DC

- AIRPORT PROTECTION AREA - APA
- HAMLET / URBAN BOUNDARY
- SEWAGE LAGOON BUFFER
- WASTE TRANSFER BUFFER



LAND USE DISTRICTS

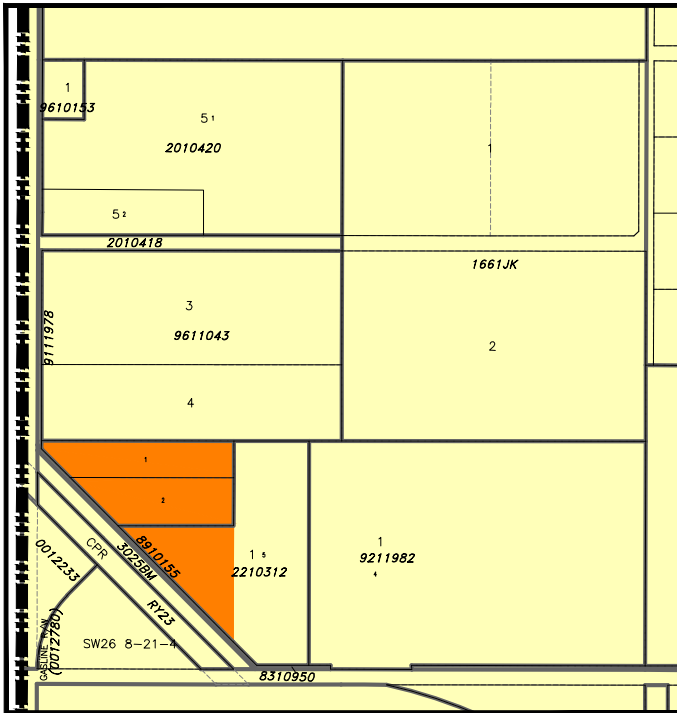
- RURAL AGRICULTURE – RA
- URBAN FRINGE – UF
- GROUPED COUNTRY RESIDENTIAL – GCR
- RURAL GENERAL INDUSTRIAL – RGI
- BUSINESS LIGHT INDUSTRIAL - BLI
- RURAL COMMERCIAL – RC
- RURAL RECREATIONAL - RR

- HAMLET RESIDENTIAL – HR
- HAMLET COMMERCIAL – HC
- HAMLET INDUSTRIAL – HI
- HAMLET PUBLIC / INSTITUTIONAL – HP/I
- HAMLET DIRECT CONTROL – HDC
- HAMLET TRANSITIONAL / AGRICULTURAL – HT/A
- DIRECT CONTROL - DC

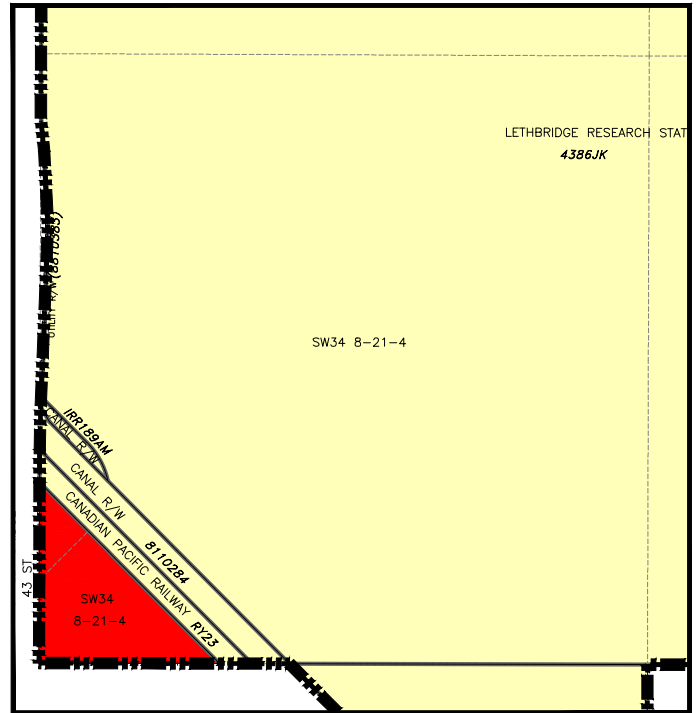
- AIRPORT PROTECTION AREA – APA
- HAMLET / URBAN BOUNDARY
- SEWAGE LAGOON BUFFER
- WASTE TRANSFER BUFFER



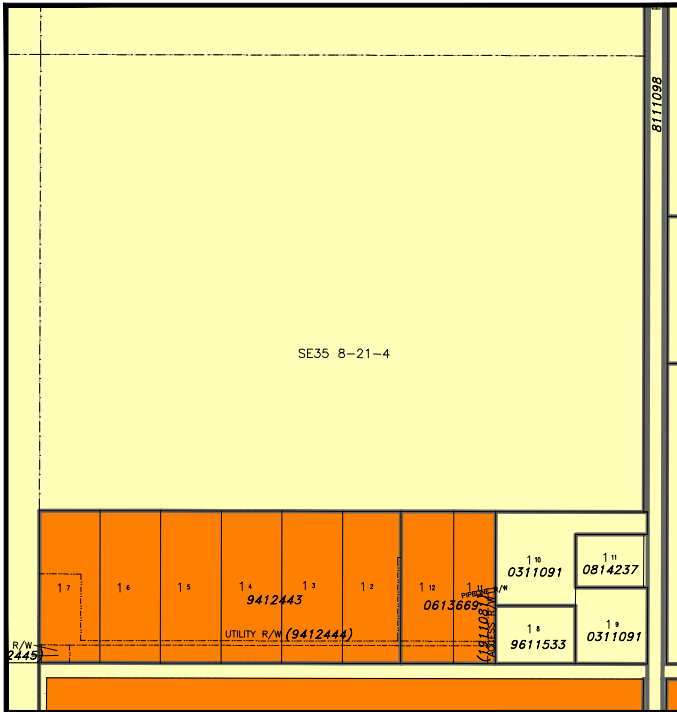
23



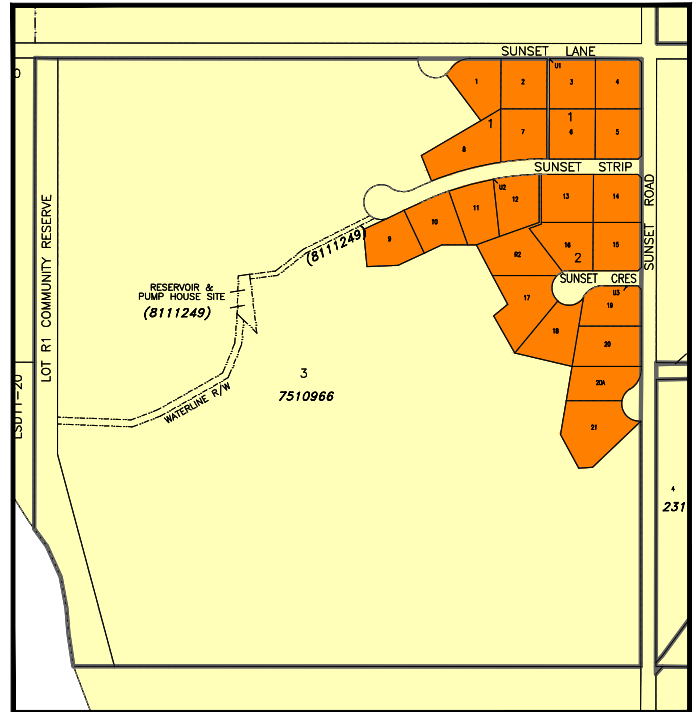
24



25



26

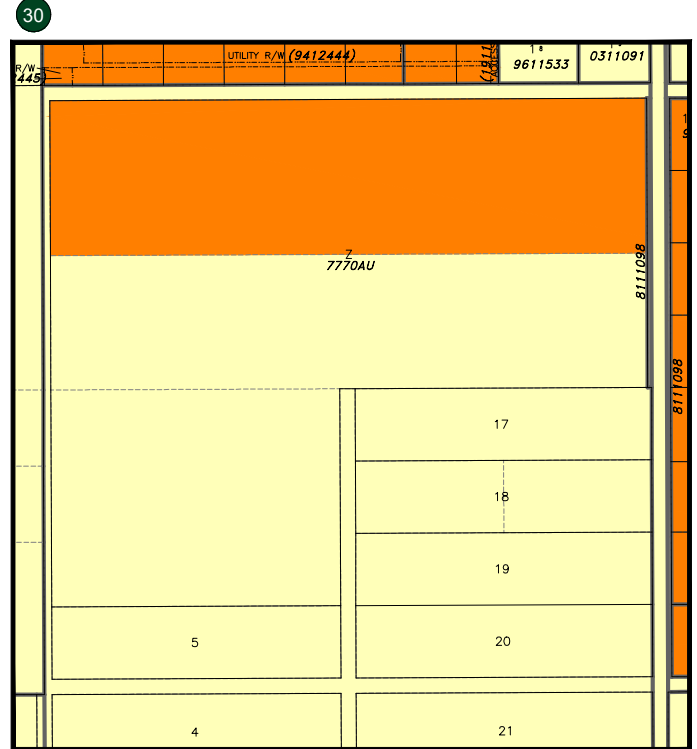
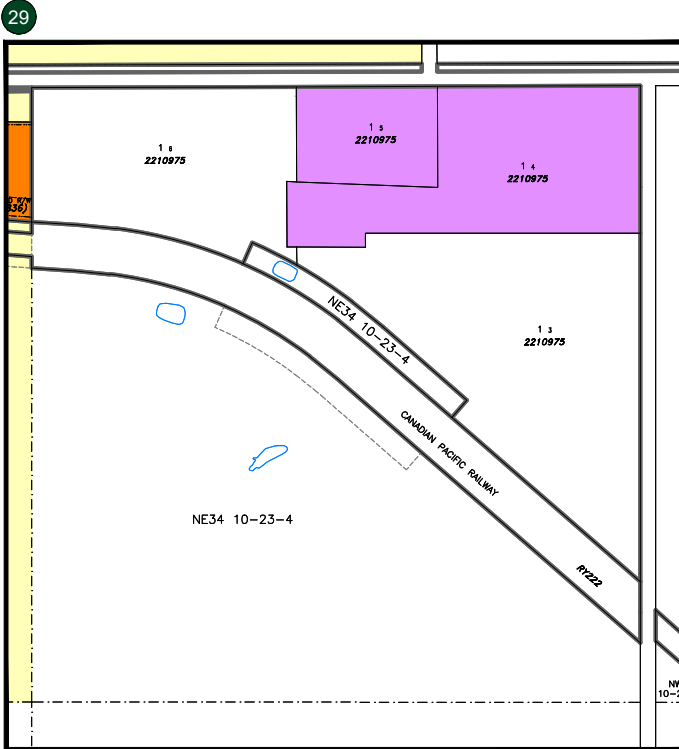
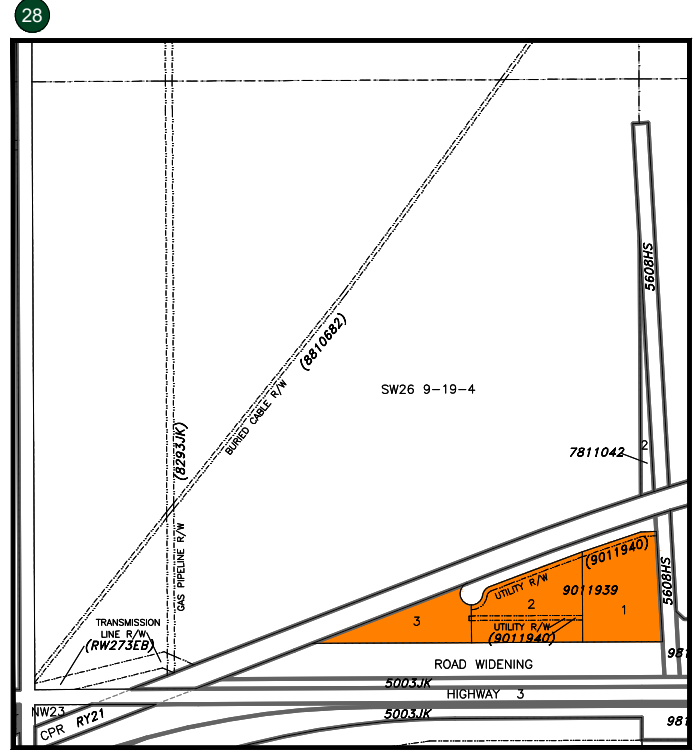
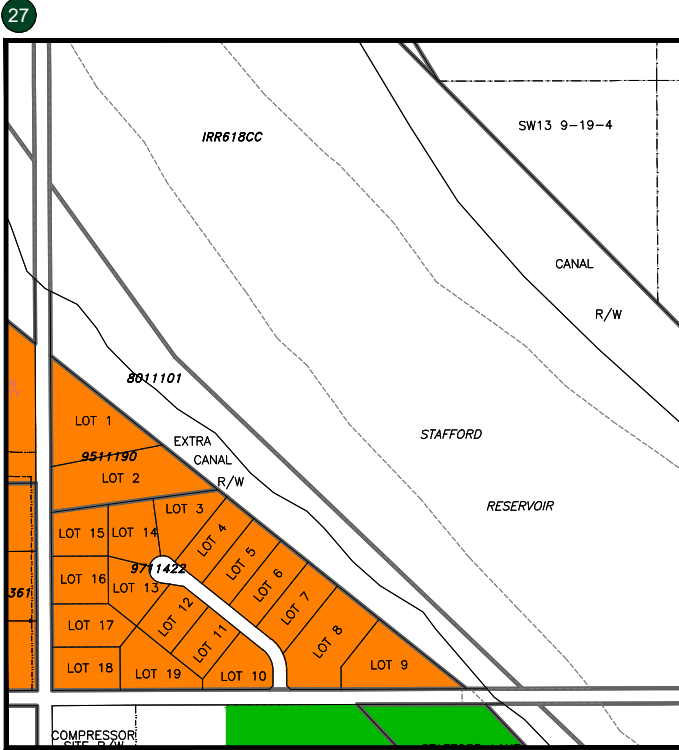


LAND USE DISTRICTS

- RURAL AGRICULTURE - RA
- URBAN FRINGE - UF
- GROUPED COUNTRY RESIDENTIAL - GCR
- RURAL GENERAL INDUSTRIAL - RGI
- BUSINESS LIGHT INDUSTRIAL - BLI
- RURAL COMMERCIAL - RC
- RURAL RECREATIONAL - RR

- HAMLET RESIDENTIAL - HR
- HAMLET COMMERCIAL - HC
- HAMLET INDUSTRIAL - HI
- HAMLET PUBLIC / INSTITUTIONAL - HP/I
- HAMLET DIRECT CONTROL - HDC
- HAMLET TRANSITIONAL / AGRICULTURAL - HT/A
- DIRECT CONTROL - DC

- AIRPORT PROTECTION AREA - APA
- HAMLET / URBAN BOUNDARY
- SEWAGE LAGOON BUFFER
- WASTE TRANSFER BUFFER



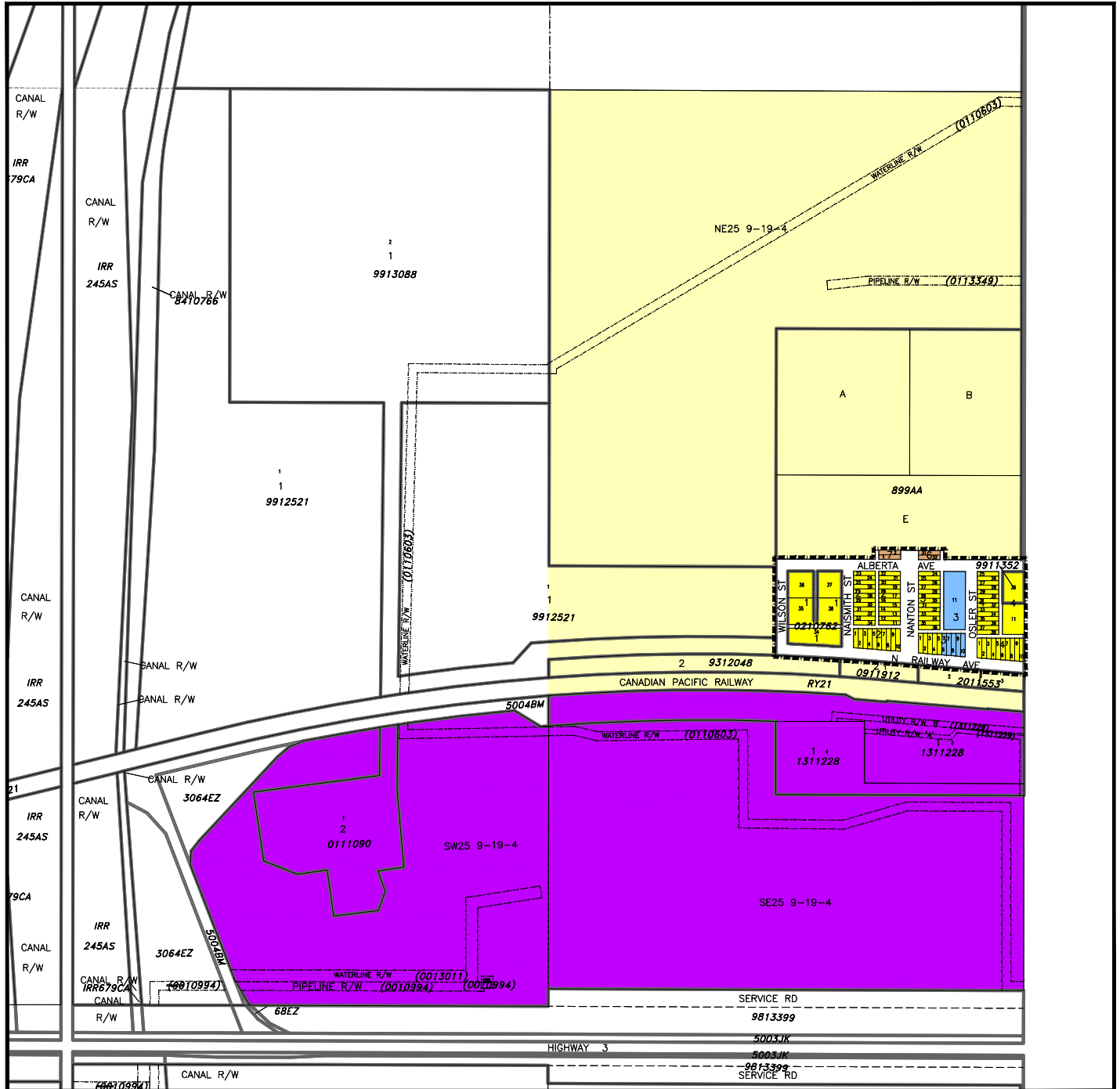
LAND USE DISTRICTS

- RURAL AGRICULTURE – RA
- URBAN FRINGE – UF
- GROUPED COUNTRY RESIDENTIAL – GCR
- RURAL GENERAL INDUSTRIAL – RGI
- BUSINESS LIGHT INDUSTRIAL - BLI
- RURAL COMMERCIAL – RC
- RURAL RECREATIONAL - RR

- HAMLET RESIDENTIAL – HR
- HAMLET COMMERCIAL – HC
- HAMLET INDUSTRIAL – HI
- HAMLET PUBLIC / INSTITUTIONAL – HP/I
- HAMLET DIRECT CONTROL – HDC
- HAMLET TRANSITIONAL / AGRICULTURAL – HT/A
- DIRECT CONTROL - DC

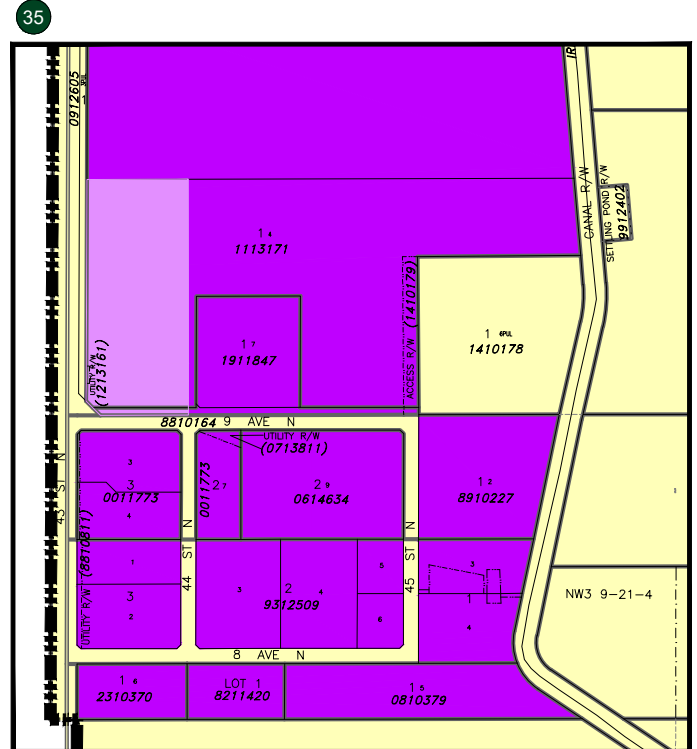
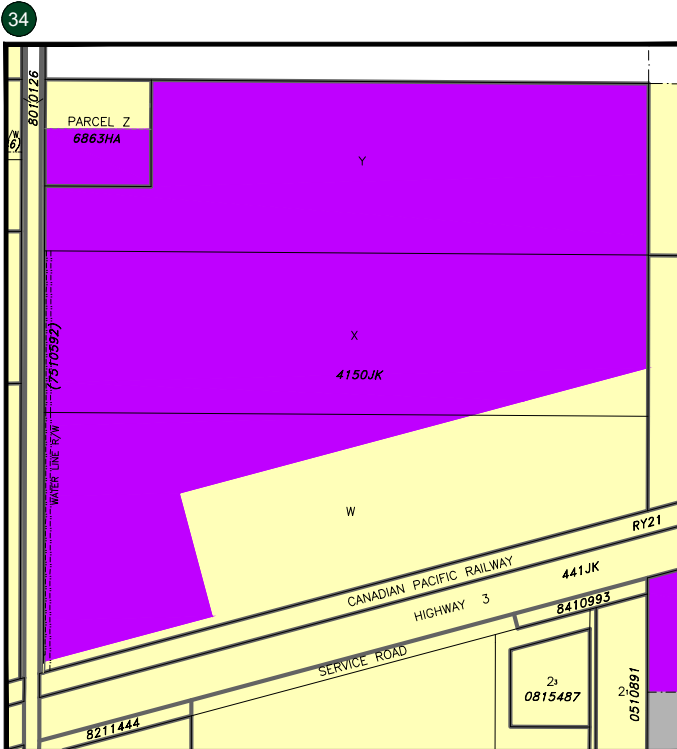
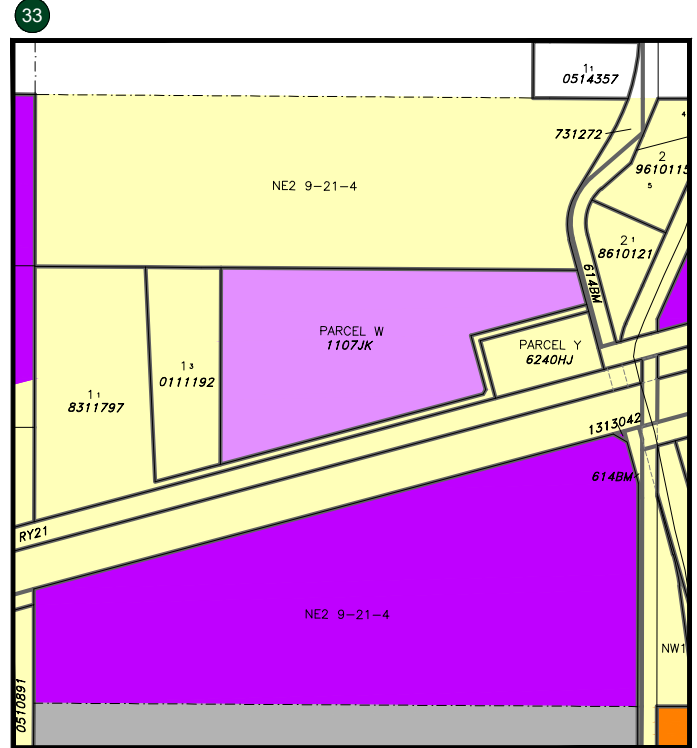
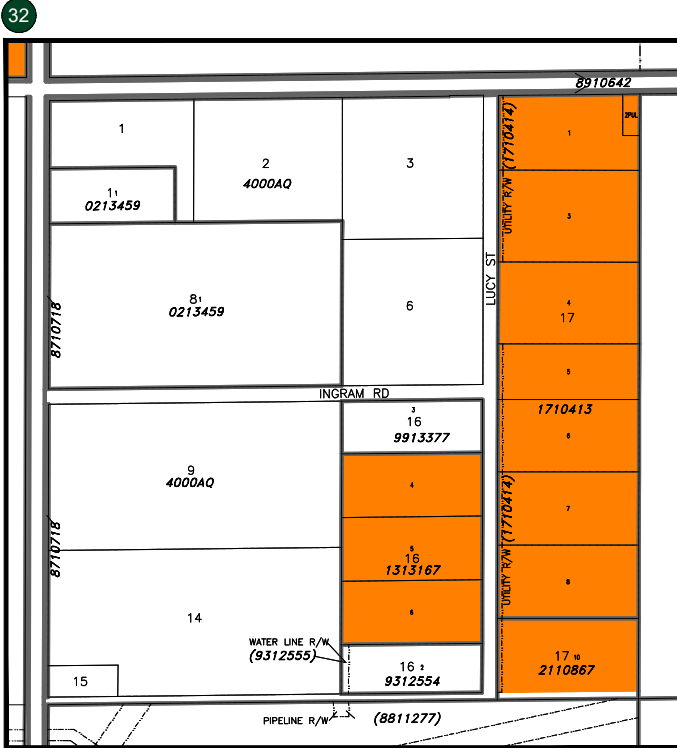
- AIRPORT PROTECTION AREA – APA
- HAMLET / URBAN BOUNDARY
- SEWAGE LAGOON BUFFER
- WASTE TRANSFER BUFFER





LAND USE DISTRICTS

- |                                   |   |                               |
|-----------------------------------|---|-------------------------------|
| RURAL AGRICULTURE – RA            | HAMLET RESIDENTIAL – HR                   | AIRPORT PROTECTION AREA – APA |
| URBAN FRINGE – UF                 | HAMLET COMMERCIAL – HC                    | HAMLET / URBAN BOUNDARY       |
| GROUPED COUNTRY RESIDENTIAL – GCR | HAMLET INDUSTRIAL – HI                    | SEWAGE LAGOON BUFFER          |
| RURAL GENERAL INDUSTRIAL – RGI    | HAMLET PUBLIC / INSTITUTIONAL – HP/I      | WASTE TRANSFER BUFFER         |
| BUSINESS LIGHT INDUSTRIAL - BLI   | HAMLET DIRECT CONTROL – HDC               |                               |
| RURAL COMMERCIAL – RC             | HAMLET TRANSITIONAL / AGRICULTURAL – HT/A |                               |
| RURAL RECREATIONAL - RR           | DIRECT CONTROL - DC                       |                               |

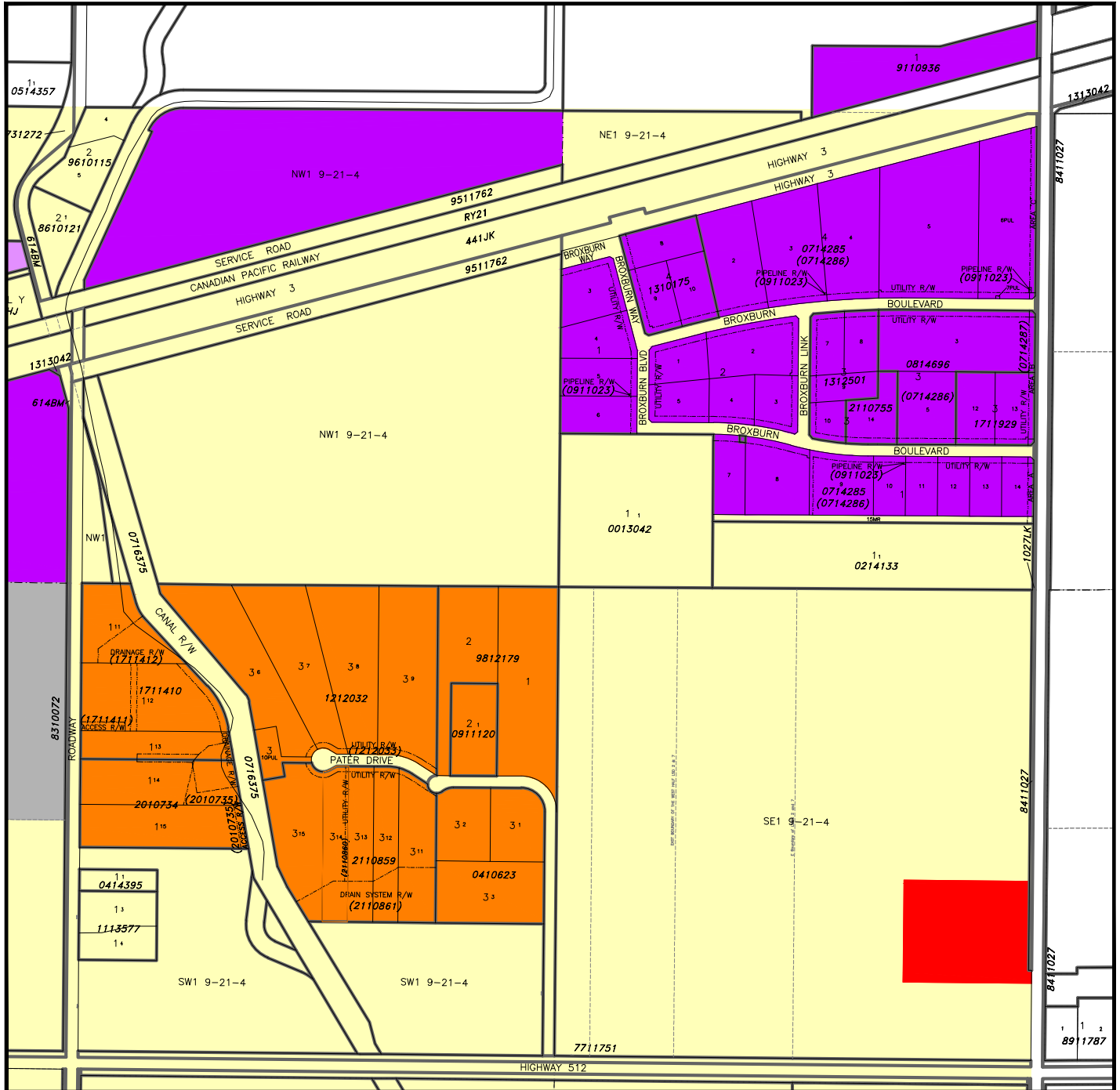


LAND USE DISTRICTS

- RURAL AGRICULTURE – RA
- URBAN FRINGE – UF
- GROUPED COUNTRY RESIDENTIAL – GCR
- RURAL GENERAL INDUSTRIAL – RGI
- BUSINESS LIGHT INDUSTRIAL - BLI
- RURAL COMMERCIAL – RC
- RURAL RECREATIONAL - RR

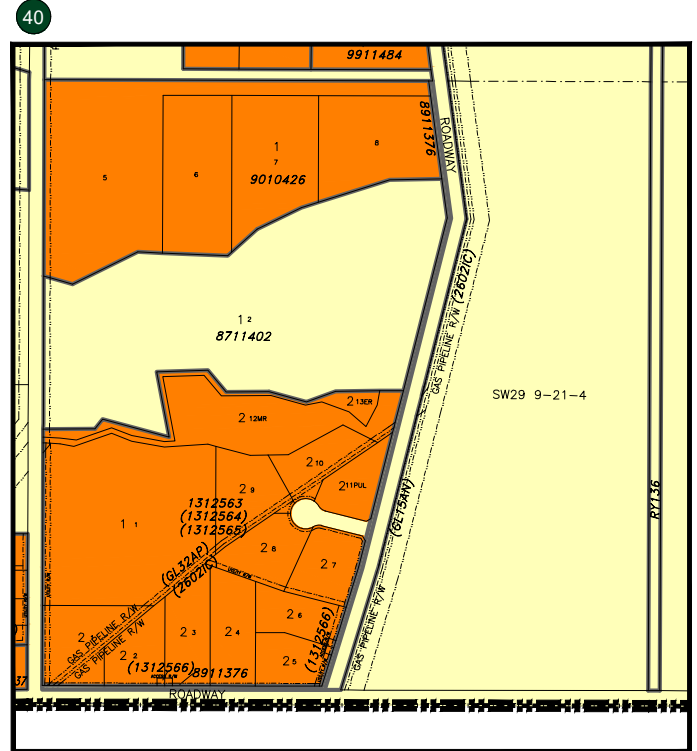
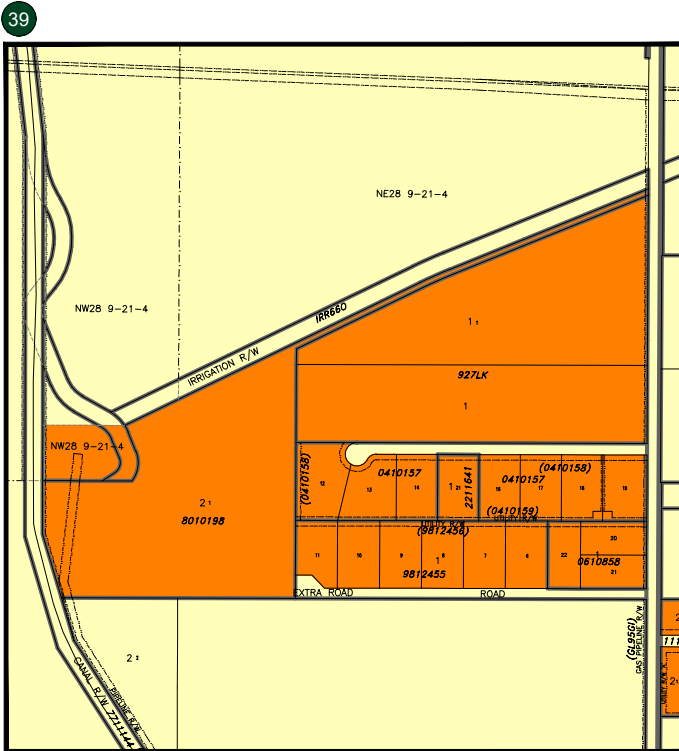
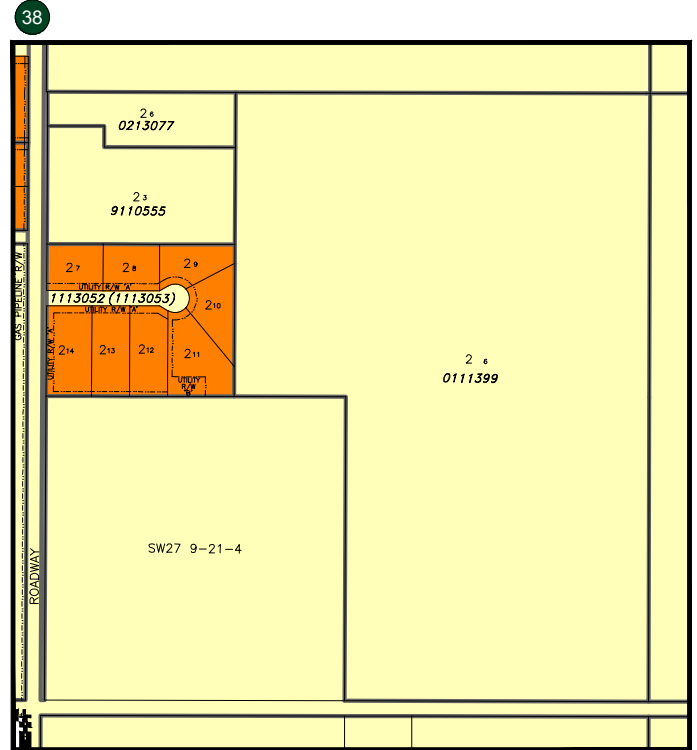
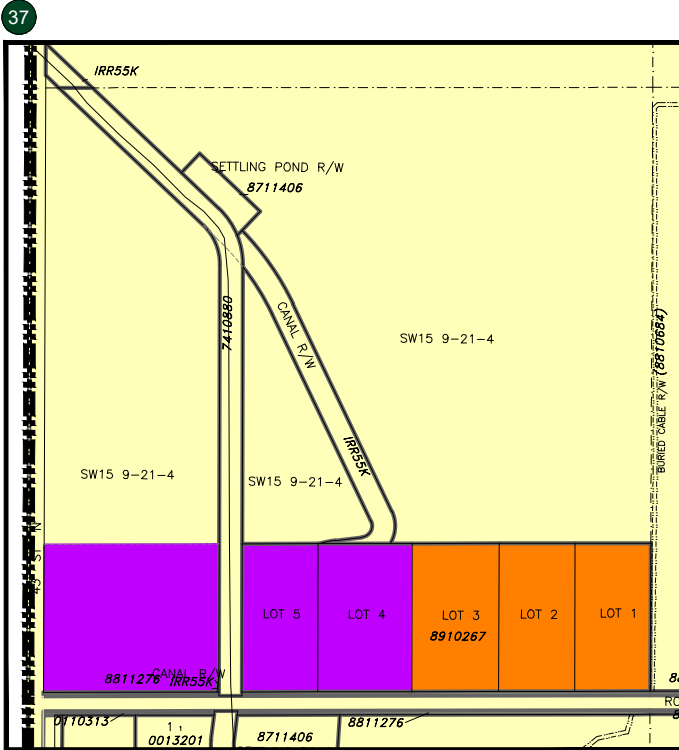
- HAMLET RESIDENTIAL – HR
- HAMLET COMMERCIAL – HC
- HAMLET INDUSTRIAL – HI
- HAMLET PUBLIC / INSTITUTIONAL – HP/I
- HAMLET DIRECT CONTROL – HDC
- HAMLET TRANSITIONAL / AGRICULTURAL – HT/A
- DIRECT CONTROL - DC

- AIRPORT PROTECTION AREA – APA
- HAMLET / URBAN BOUNDARY
- SEWAGE LAGOON BUFFER
- WASTE TRANSFER BUFFER



LAND USE DISTRICTS

- |                                   |   |                               |
|-----------------------------------|---|-------------------------------|
| RURAL AGRICULTURE – RA            | HAMLET RESIDENTIAL – HR                   | AIRPORT PROTECTION AREA – APA |
| URBAN FRINGE – UF                 | HAMLET COMMERCIAL – HC                    | HAMLET / URBAN BOUNDARY       |
| GROUPED COUNTRY RESIDENTIAL – GCR | HAMLET INDUSTRIAL – HI                    | SEWAGE LAGOON BUFFER          |
| RURAL GENERAL INDUSTRIAL – RGI    | HAMLET PUBLIC / INSTITUTIONAL – HP/I      | WASTE TRANSFER BUFFER         |
| BUSINESS LIGHT INDUSTRIAL - BLI   | HAMLET DIRECT CONTROL – HDC               |                               |
| RURAL COMMERCIAL – RC             | HAMLET TRANSITIONAL / AGRICULTURAL – HT/A |                               |
| RURAL RECREATIONAL - RR           | DIRECT CONTROL - DC                       |                               |

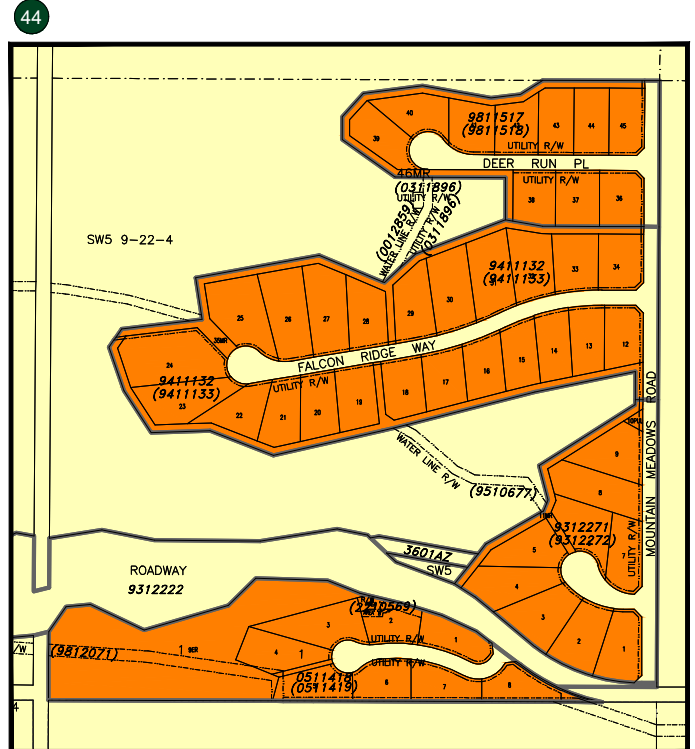
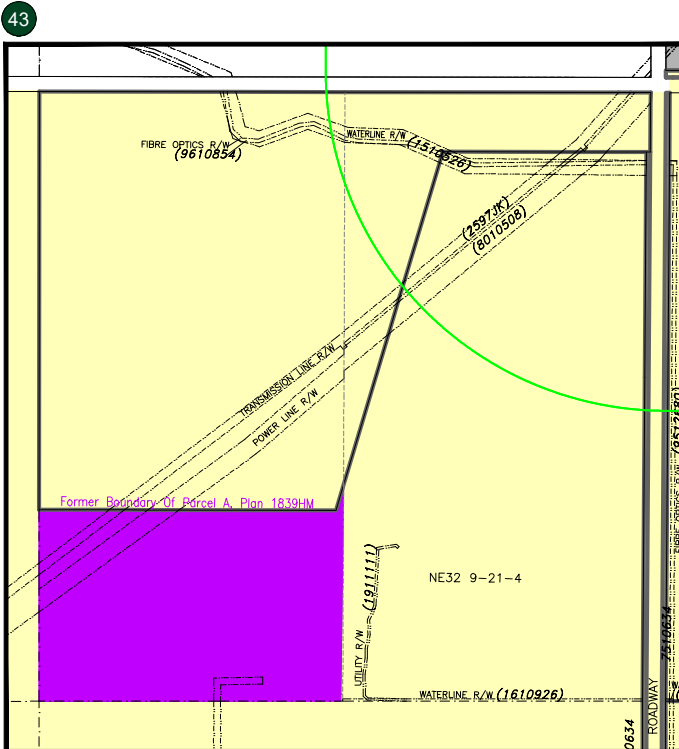
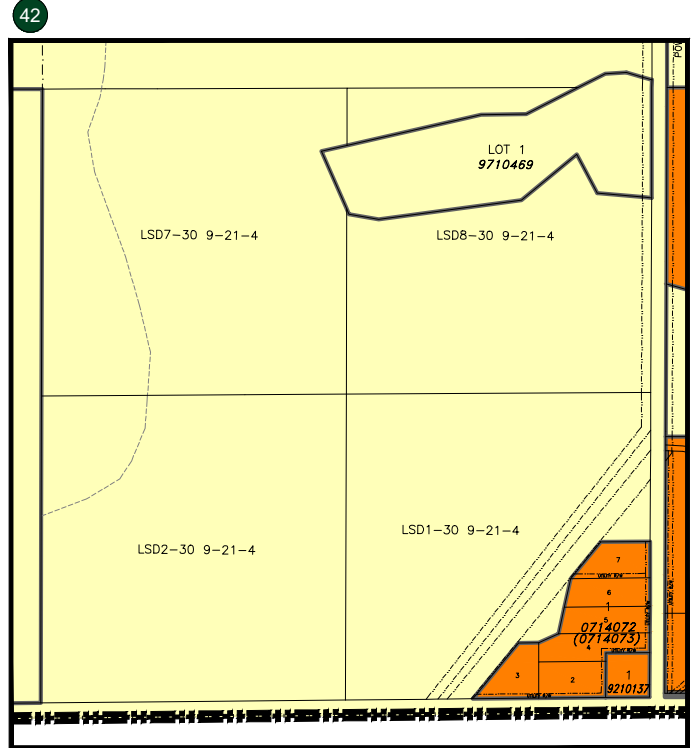
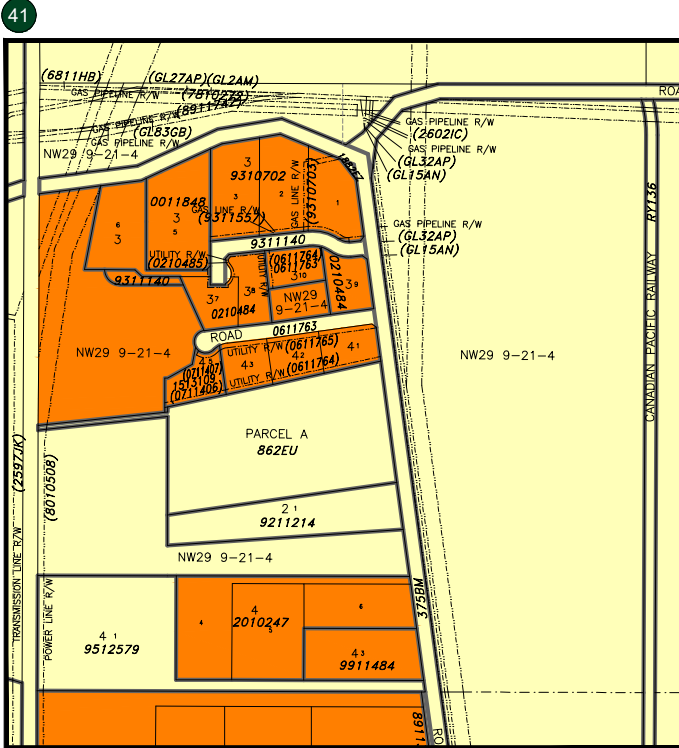


LAND USE DISTRICTS

- |                                   |   |                               |
|-----------------------------------|---|-------------------------------|
| RURAL AGRICULTURE – RA            | HAMLET RESIDENTIAL – HR                   | AIRPORT PROTECTION AREA – APA |
| URBAN FRINGE – UF                 | HAMLET COMMERCIAL – HC                    | HAMLET / URBAN BOUNDARY       |
| GROUPED COUNTRY RESIDENTIAL – GCR | HAMLET INDUSTRIAL – HI                    | SEWAGE LAGOON BUFFER          |
| RURAL GENERAL INDUSTRIAL – RGI    | HAMLET PUBLIC / INSTITUTIONAL – HP/I      | WASTE TRANSFER BUFFER         |
| BUSINESS LIGHT INDUSTRIAL – BLI   | HAMLET DIRECT CONTROL – HDC               |                               |
| RURAL COMMERCIAL – RC             | HAMLET TRANSITIONAL / AGRICULTURAL – HT/A |                               |
| RURAL RECREATIONAL – RR           | DIRECT CONTROL – DC                       |                               |



SCALE 1 : 10 000

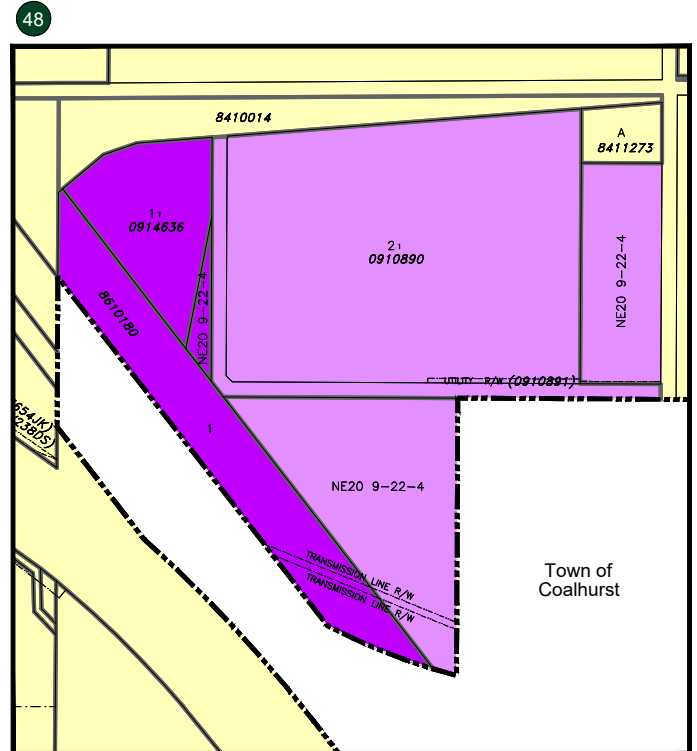
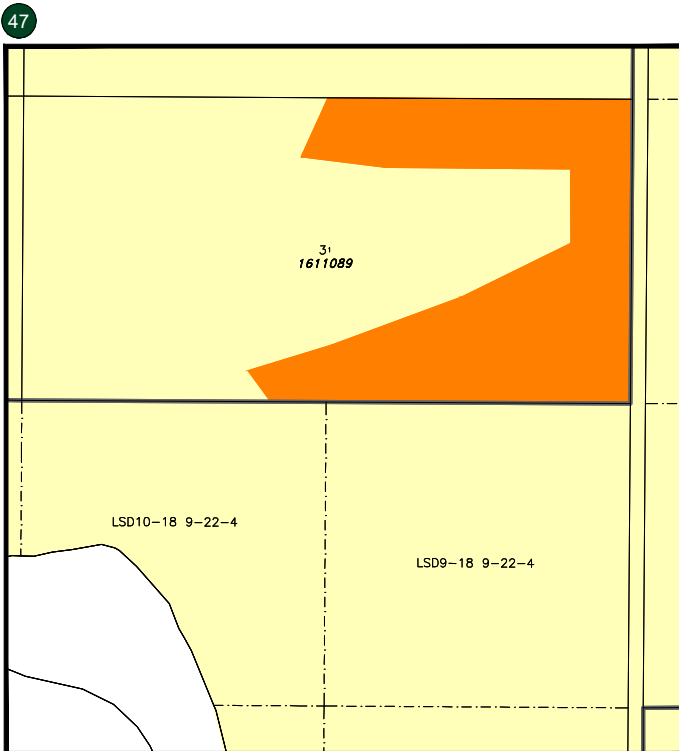
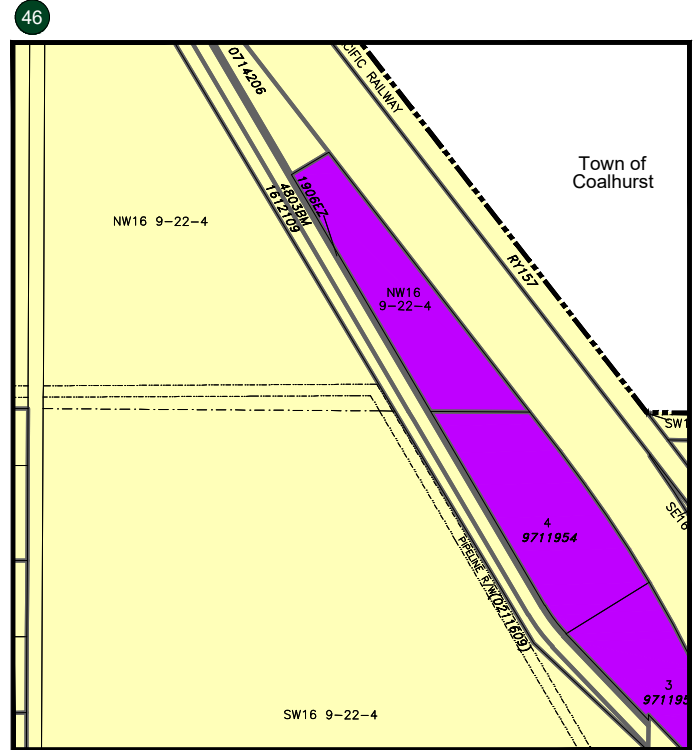
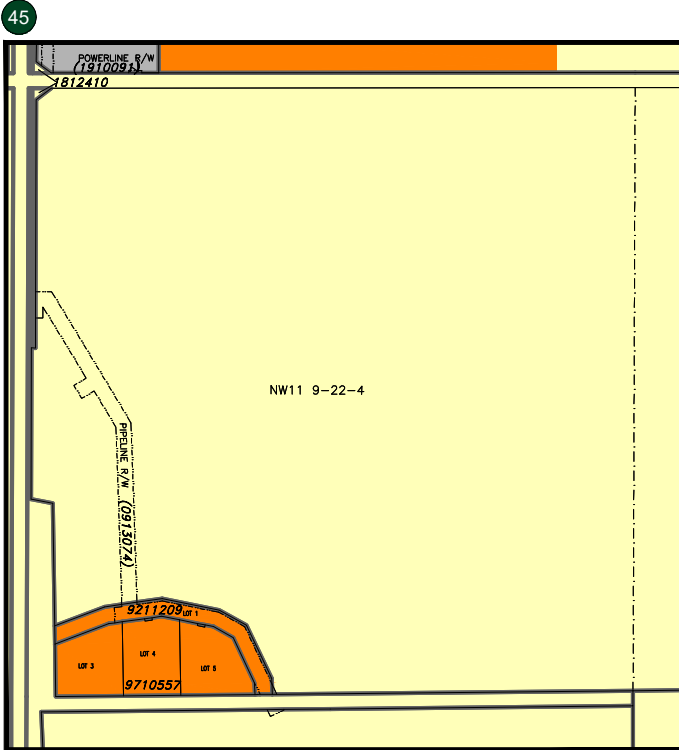


LAND USE DISTRICTS

- RURAL AGRICULTURE – RA
- URBAN FRINGE – UF
- GROUPED COUNTRY RESIDENTIAL – GCR
- RURAL GENERAL INDUSTRIAL – RGI
- BUSINESS LIGHT INDUSTRIAL – BLI
- RURAL COMMERCIAL – RC
- RURAL RECREATIONAL – RR

- HAMLET RESIDENTIAL – HR
- HAMLET COMMERCIAL – HC
- HAMLET INDUSTRIAL – HI
- HAMLET PUBLIC / INSTITUTIONAL – HP/I
- HAMLET DIRECT CONTROL – HDC
- HAMLET TRANSITIONAL / AGRICULTURAL – HT/A
- DIRECT CONTROL – DC

- AIRPORT PROTECTION AREA – APA
- HAMLET / URBAN BOUNDARY
- SEWAGE LAGOON BUFFER
- WASTE TRANSFER BUFFER

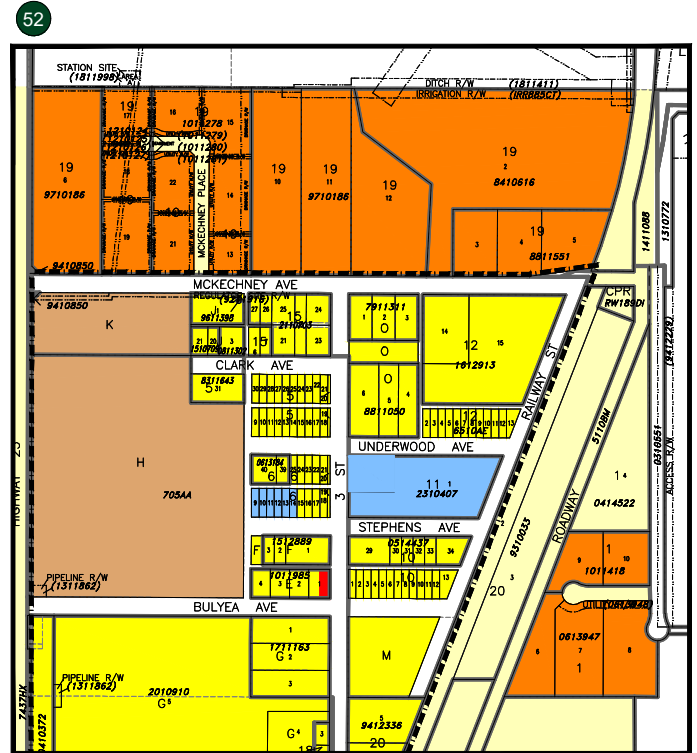
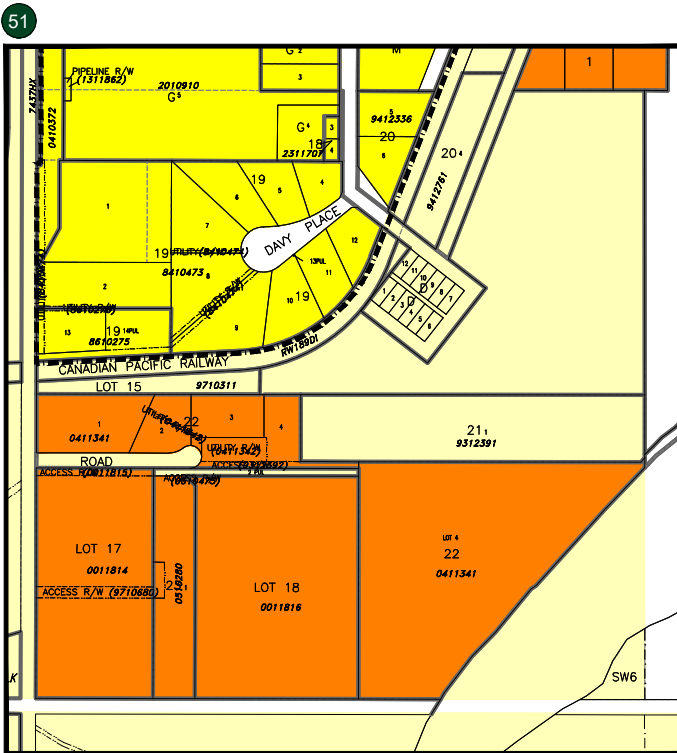
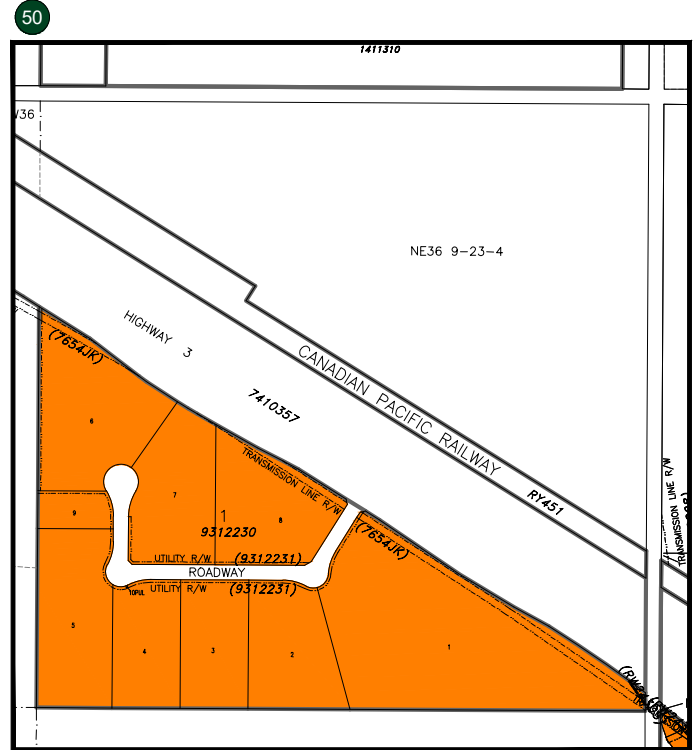
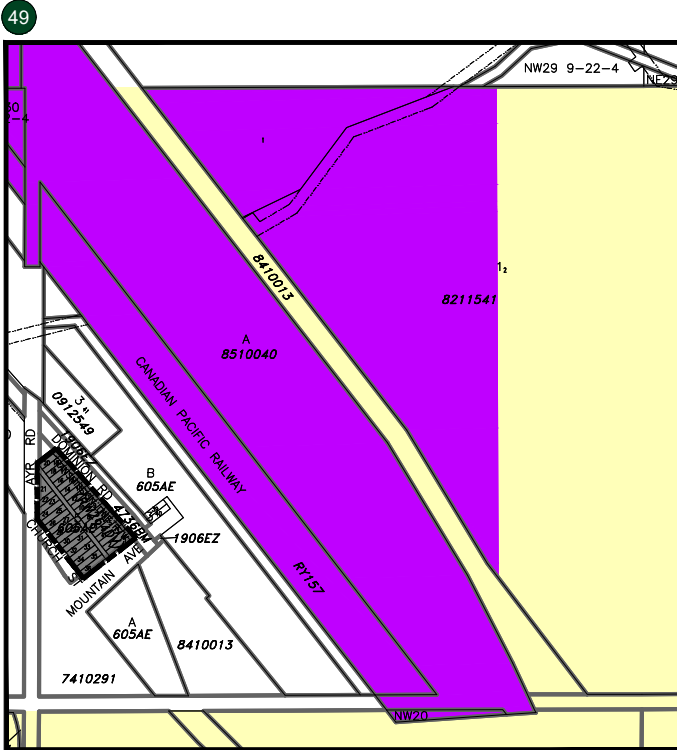


LAND USE DISTRICTS

- RURAL AGRICULTURE – RA
- URBAN FRINGE – UF
- GROUPED COUNTRY RESIDENTIAL – GCR
- RURAL GENERAL INDUSTRIAL – RGI
- BUSINESS LIGHT INDUSTRIAL - BLI
- RURAL COMMERCIAL – RC
- RURAL RECREATIONAL - RR

- HAMLET RESIDENTIAL – HR
- HAMLET COMMERCIAL – HC
- HAMLET INDUSTRIAL – HI
- HAMLET PUBLIC / INSTITUTIONAL – HP/I
- HAMLET DIRECT CONTROL – HDC
- HAMLET TRANSITIONAL / AGRICULTURAL – HT/A
- DIRECT CONTROL - DC

- AIRPORT PROTECTION AREA – APA
- HAMLET / URBAN BOUNDARY
- SEWAGE LAGOON BUFFER
- WASTE TRANSFER BUFFER

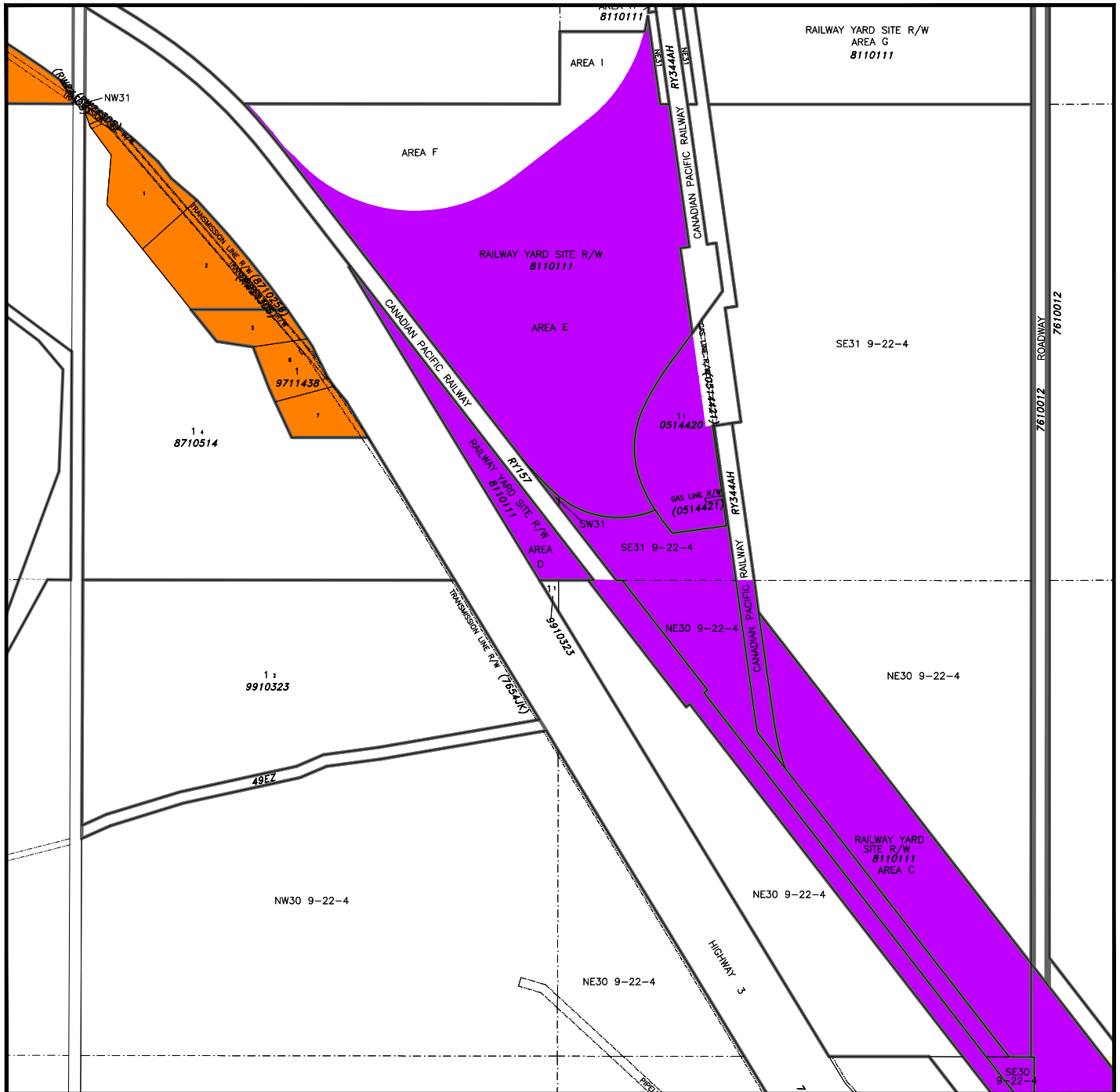


LAND USE DISTRICTS

- RURAL AGRICULTURE – RA
- URBAN FRINGE – UF
- GROUPED COUNTRY RESIDENTIAL – GCR
- RURAL GENERAL INDUSTRIAL – RGI
- BUSINESS LIGHT INDUSTRIAL – BLI
- RURAL COMMERCIAL – RC
- RURAL RECREATIONAL – RR

- HAMLET RESIDENTIAL – HR
- HAMLET COMMERCIAL – HC
- HAMLET INDUSTRIAL – HI
- HAMLET PUBLIC / INSTITUTIONAL – HP/I
- HAMLET DIRECT CONTROL – HDC
- HAMLET TRANSITIONAL / AGRICULTURAL – HT/A
- DIRECT CONTROL – DC

- AIRPORT PROTECTION AREA – APA
- HAMLET / URBAN BOUNDARY
- SEWAGE LAGOON BUFFER
- WASTE TRANSFER BUFFER



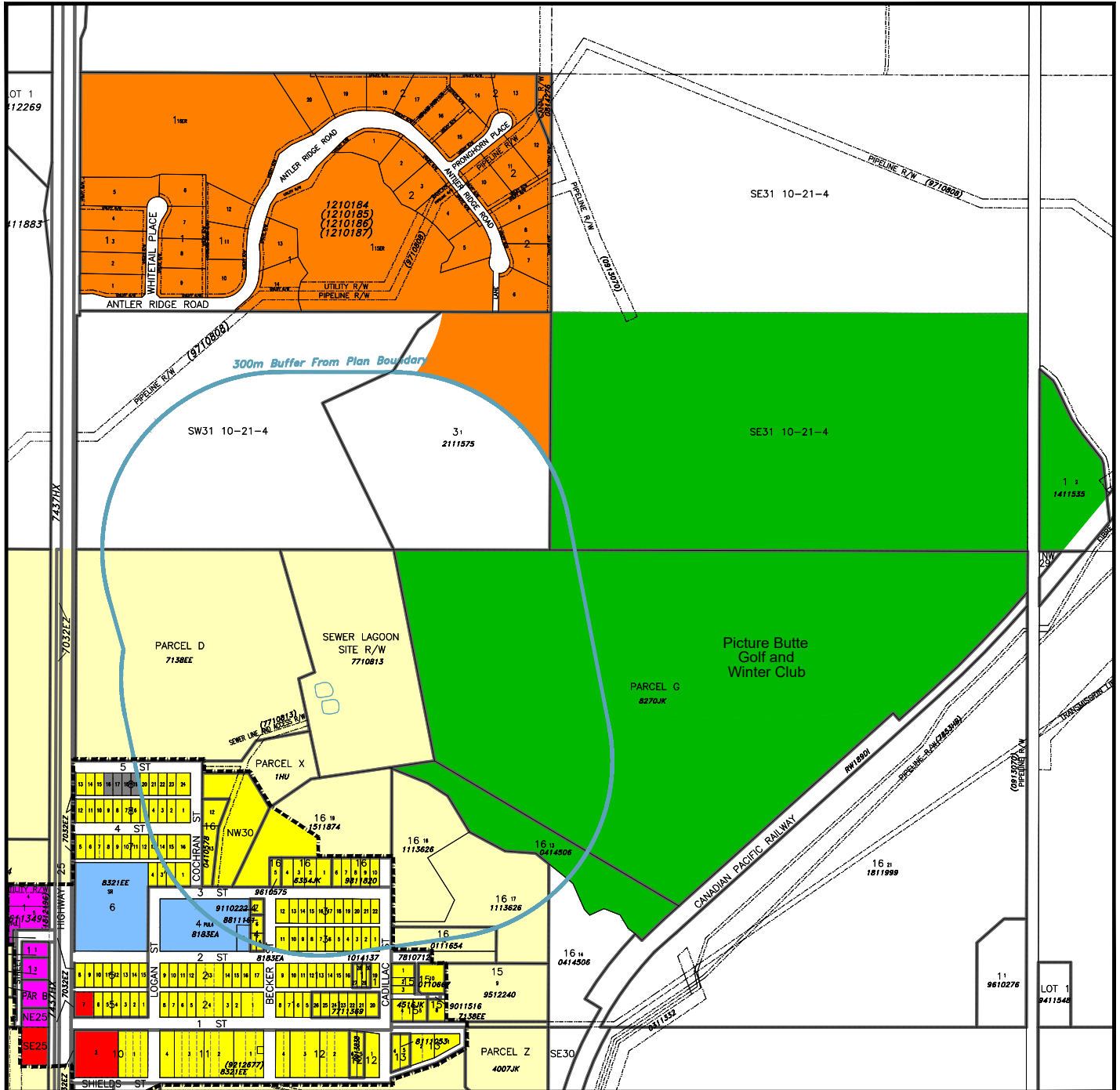
LAND USE DISTRICTS

- RURAL AGRICULTURE – RA
- URBAN FRINGE – UF
- GROUPED COUNTRY RESIDENTIAL – GCR
- RURAL GENERAL INDUSTRIAL – RGI
- BUSINESS LIGHT INDUSTRIAL - BLI
- RURAL COMMERCIAL – RC
- RURAL RECREATIONAL - RR

- HAMLET RESIDENTIAL – HR
- HAMLET COMMERCIAL – HC
- HAMLET INDUSTRIAL – HI
- HAMLET PUBLIC / INSTITUTIONAL – HP/I
- HAMLET DIRECT CONTROL – HDC
- HAMLET TRANSITIONAL / AGRICULTURAL – HT/A
- DIRECT CONTROL - DC

- AIRPORT PROTECTION AREA – APA
- HAMLET / URBAN BOUNDARY
- SEWAGE LAGOON BUFFER
- WASTE TRANSFER BUFFER



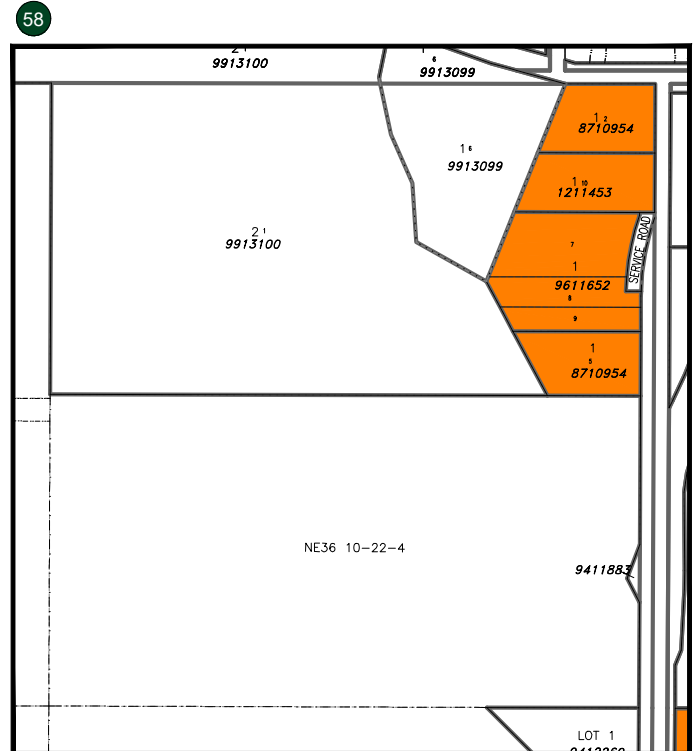
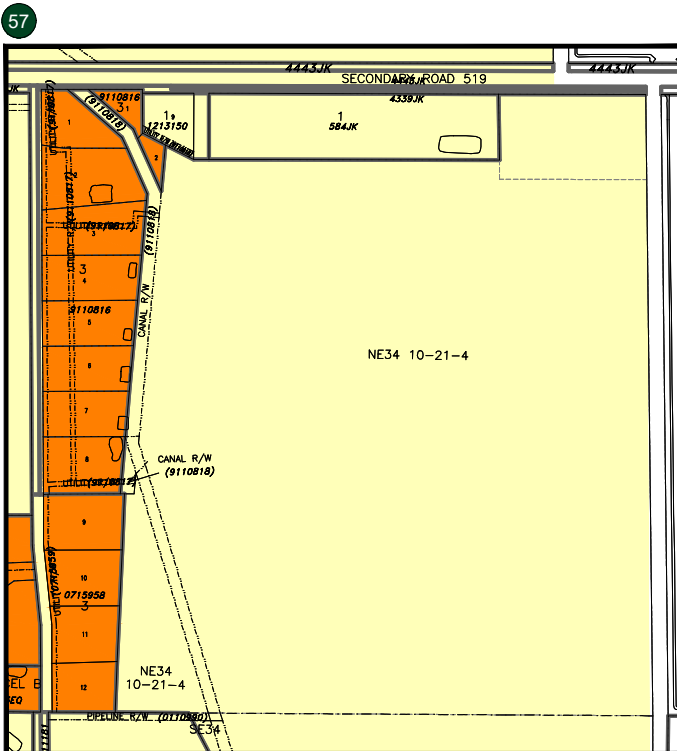
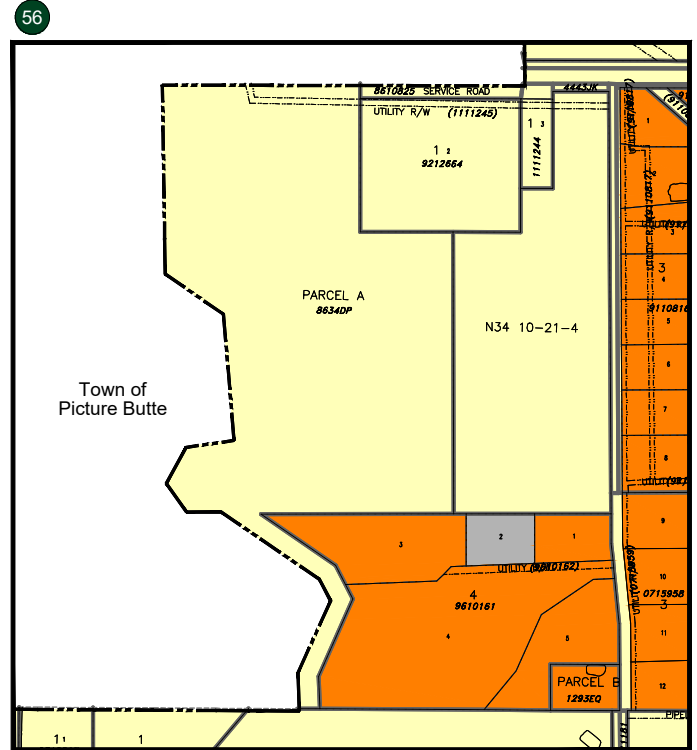
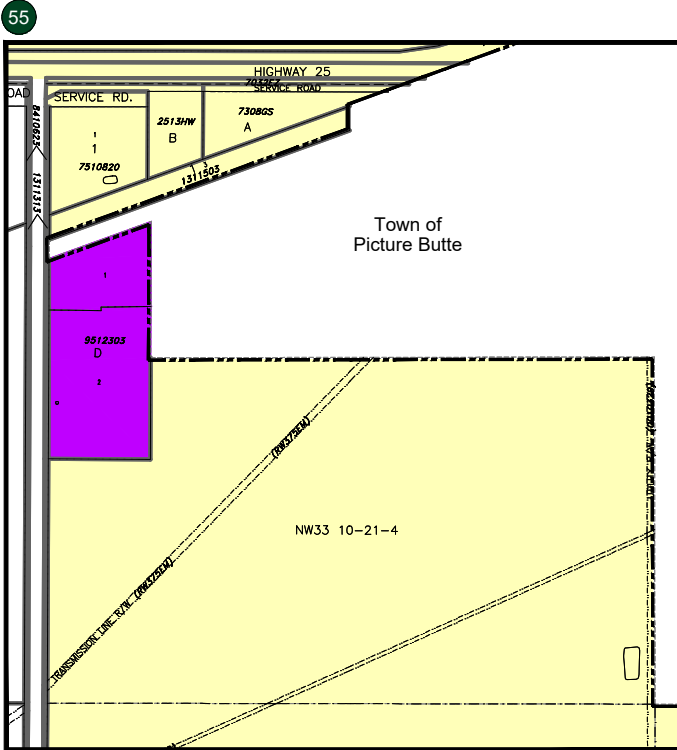


LAND USE DISTRICTS

- RURAL AGRICULTURE – RA
- URBAN FRINGE – UF
- GROUPED COUNTRY RESIDENTIAL – GCR
- RURAL GENERAL INDUSTRIAL – RGI
- BUSINESS LIGHT INDUSTRIAL - BLI
- RURAL COMMERCIAL – RC
- RURAL RECREATIONAL - RR

- HAMLET RESIDENTIAL – HR
- HAMLET COMMERCIAL – HC
- HAMLET INDUSTRIAL – HI
- HAMLET PUBLIC / INSTITUTIONAL – HP/I
- HAMLET DIRECT CONTROL – HDC
- HAMLET TRANSITIONAL / AGRICULTURAL – HT/A
- DIRECT CONTROL - DC

- AIRPORT PROTECTION AREA – APA
- HAMLET / URBAN BOUNDARY
- SEWAGE LAGOON BUFFER
- WASTE TRANSFER BUFFER

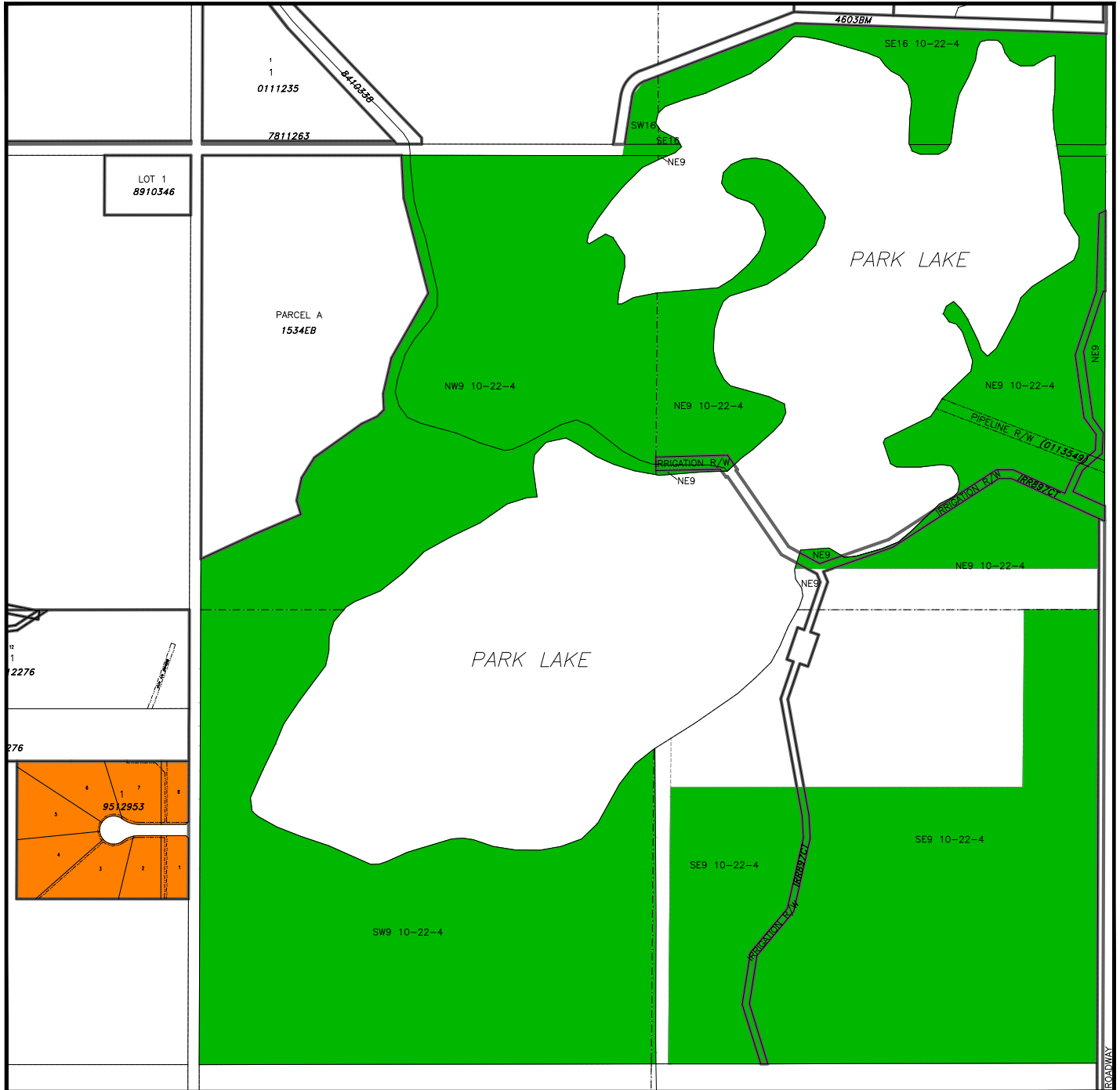


LAND USE DISTRICTS

- RURAL AGRICULTURE – RA
- URBAN FRINGE – UF
- GROUPED COUNTRY RESIDENTIAL – GCR
- RURAL GENERAL INDUSTRIAL – RGI
- BUSINESS LIGHT INDUSTRIAL - BLI
- RURAL COMMERCIAL – RC
- RURAL RECREATIONAL - RR

- HAMLET RESIDENTIAL – HR
- HAMLET COMMERCIAL – HC
- HAMLET INDUSTRIAL – HI
- HAMLET PUBLIC / INSTITUTIONAL – HP/I
- HAMLET DIRECT CONTROL – HDC
- HAMLET TRANSITIONAL / AGRICULTURAL – HT/A
- DIRECT CONTROL - DC

- AIRPORT PROTECTION AREA – APA
- HAMLET / URBAN BOUNDARY
- SEWAGE LAGOON BUFFER
- WASTE TRANSFER BUFFER

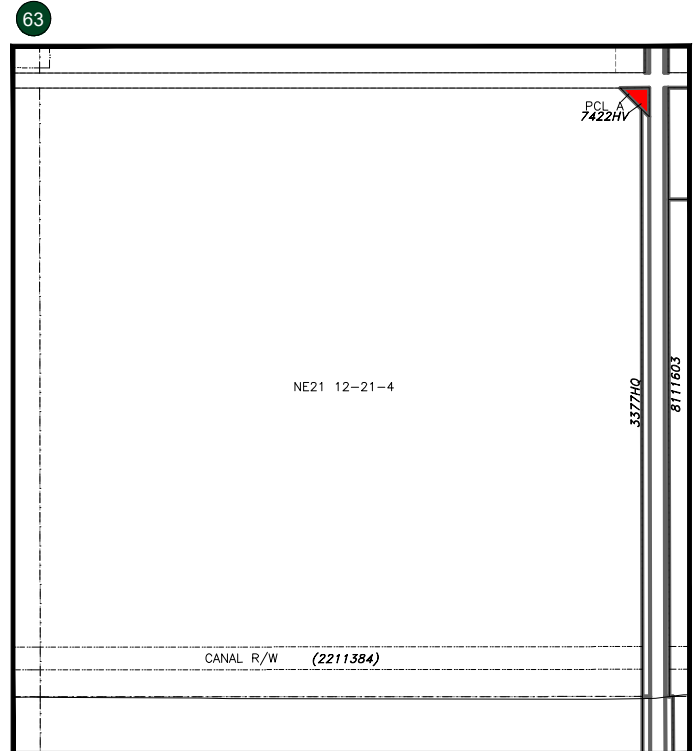
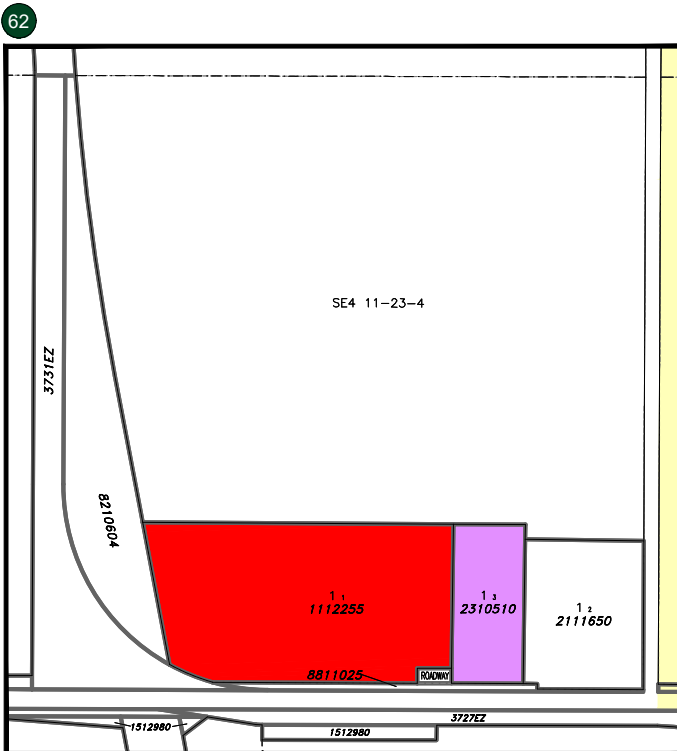
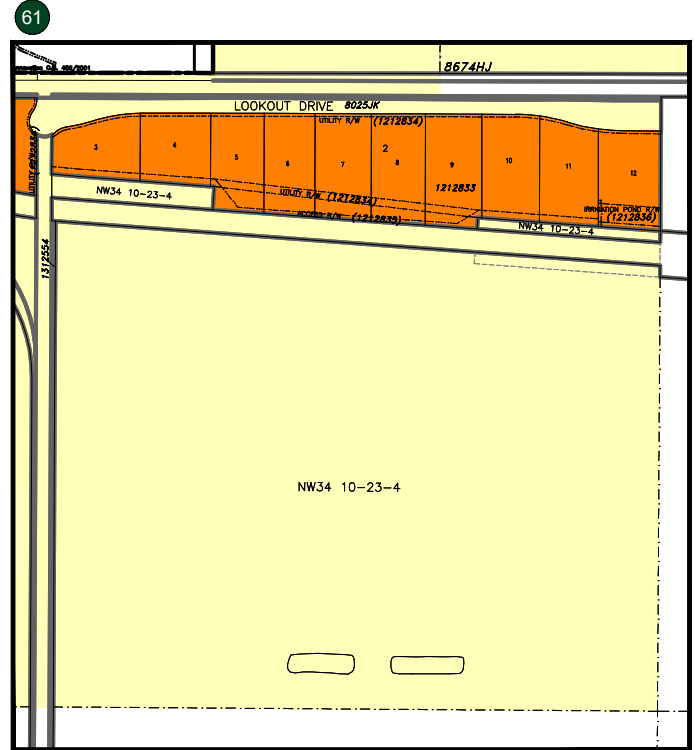
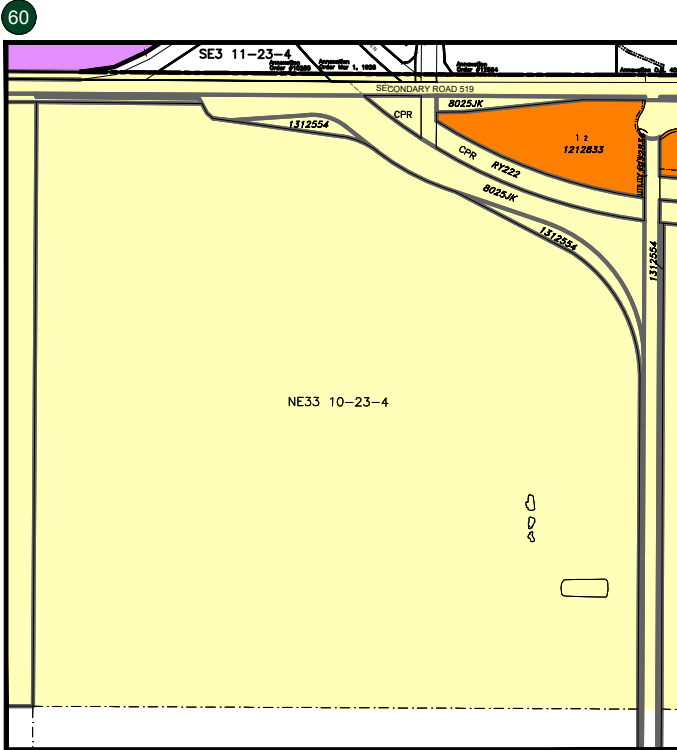


LAND USE DISTRICTS

- RURAL AGRICULTURE – RA
- URBAN FRINGE – UF
- GROUPED COUNTRY RESIDENTIAL – GCR
- RURAL GENERAL INDUSTRIAL – RGI
- BUSINESS LIGHT INDUSTRIAL - BLI
- RURAL COMMERCIAL – RC
- RURAL RECREATIONAL - RR

- HAMLET RESIDENTIAL – HR
- HAMLET COMMERCIAL – HC
- HAMLET INDUSTRIAL – HI
- HAMLET PUBLIC / INSTITUTIONAL – HP/I
- HAMLET DIRECT CONTROL – HDC
- HAMLET TRANSITIONAL / AGRICULTURAL – HT/A
- DIRECT CONTROL - DC

- AIRPORT PROTECTION AREA – APA
- HAMLET / URBAN BOUNDARY
- SEWAGE LAGOON BUFFER
- WASTE TRANSFER BUFFER

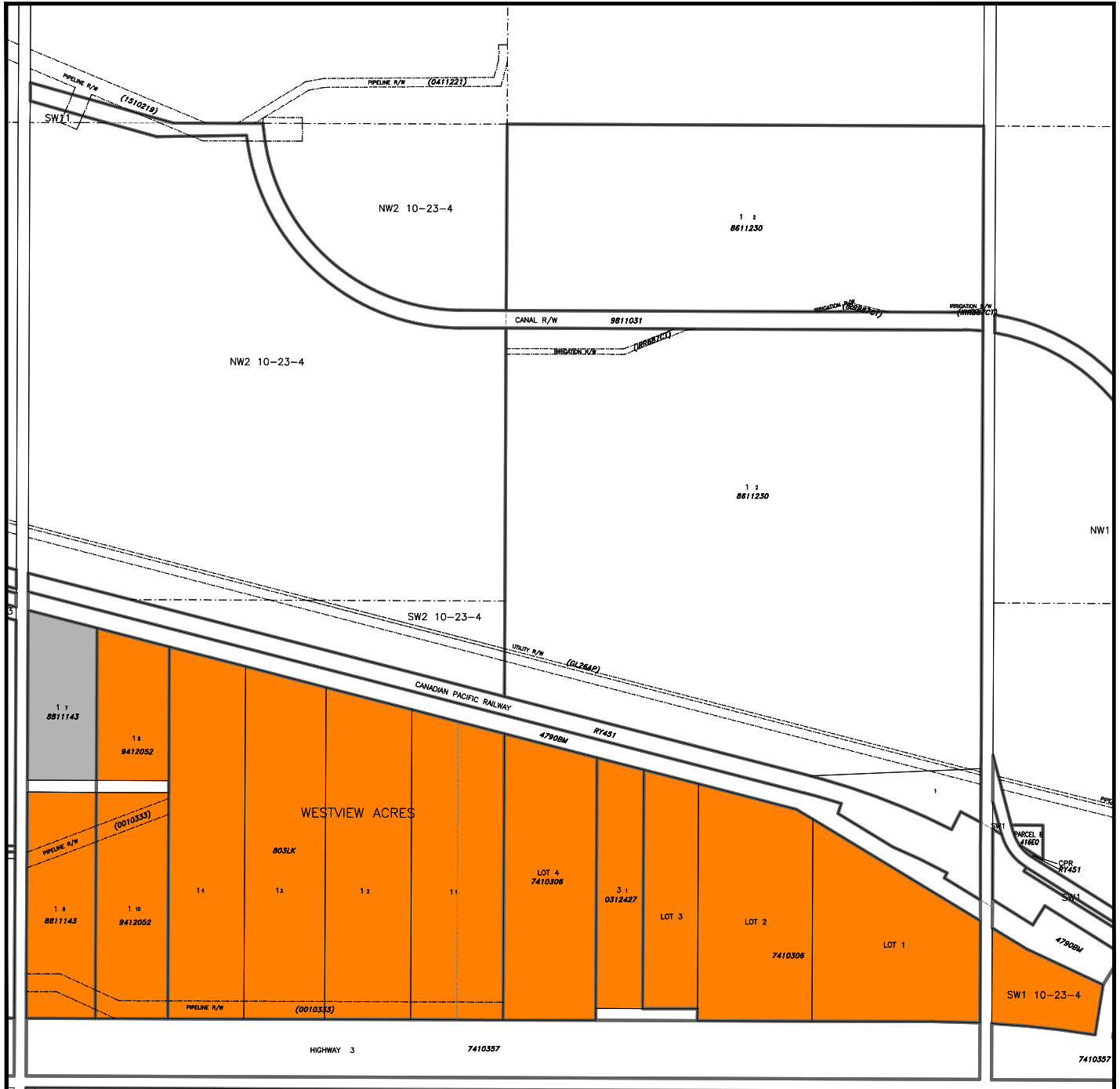


LAND USE DISTRICTS



















- RURAL AGRICULTURE – RA
- URBAN FRINGE – UF
- GROUPED COUNTRY RESIDENTIAL – GCR
- RURAL GENERAL INDUSTRIAL – RGI
- BUSINESS LIGHT INDUSTRIAL - BLI
- RURAL COMMERCIAL – RC
- RURAL RECREATIONAL – RR

- HAMLET RESIDENTIAL – HR
- HAMLET COMMERCIAL – HC
- HAMLET INDUSTRIAL – HI
- HAMLET PUBLIC / INSTITUTIONAL – HP/I
- HAMLET DIRECT CONTROL – HDC
- HAMLET TRANSITIONAL / AGRICULTURAL – HT/A
- DIRECT CONTROL – DC

- AIRPORT PROTECTION AREA – APA
- HAMLET / URBAN BOUNDARY
- SEWAGE LAGOON BUFFER
- WASTE TRANSFER BUFFER



LAND USE DISTRICTS

- |   |   |   |
|---|---|---|
|  RURAL AGRICULTURE – RA            |  HAMLET RESIDENTIAL – HR                   |  AIRPORT PROTECTION AREA – APA |
|  URBAN FRINGE – UF                 |  HAMLET COMMERCIAL – HC                    |  HAMLET / URBAN BOUNDARY       |
|  GROUPED COUNTRY RESIDENTIAL – GCR |  HAMLET INDUSTRIAL – HI                    |  SEWAGE LAGOON BUFFER          |
|  RURAL GENERAL INDUSTRIAL – RGI    |  HAMLET PUBLIC / INSTITUTIONAL – HP/I      |  WASTE TRANSFER BUFFER         |
|  BUSINESS LIGHT INDUSTRIAL – BLI   |  HAMLET DIRECT CONTROL – HDC               |   |
|  RURAL COMMERCIAL – RC             |  HAMLET TRANSITIONAL / AGRICULTURAL – HT/A |   |
|  RURAL RECREATIONAL – RR           |  DIRECT CONTROL – DC                       |   |

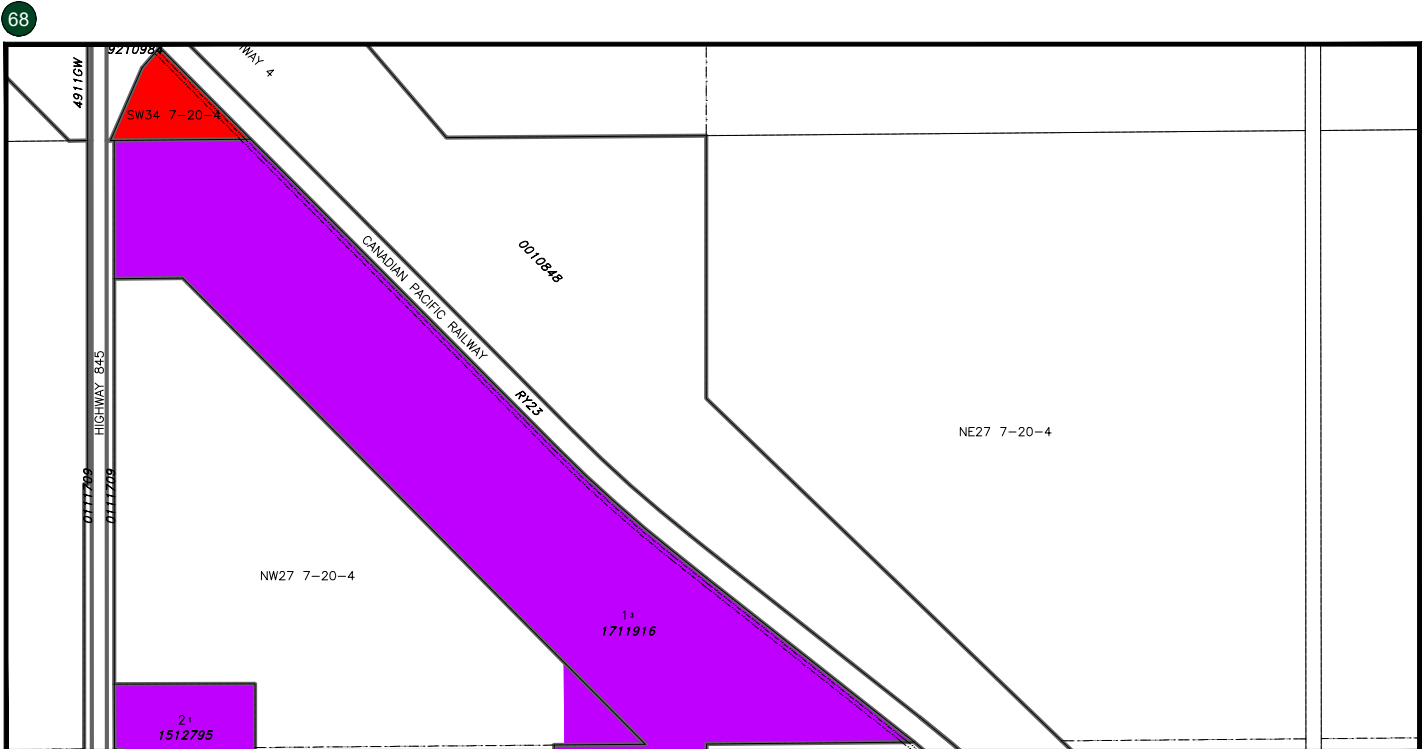
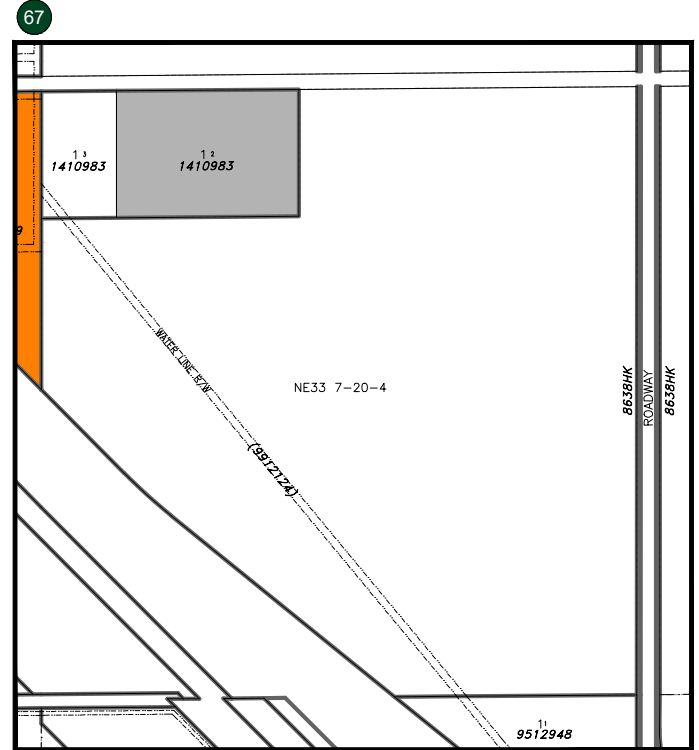
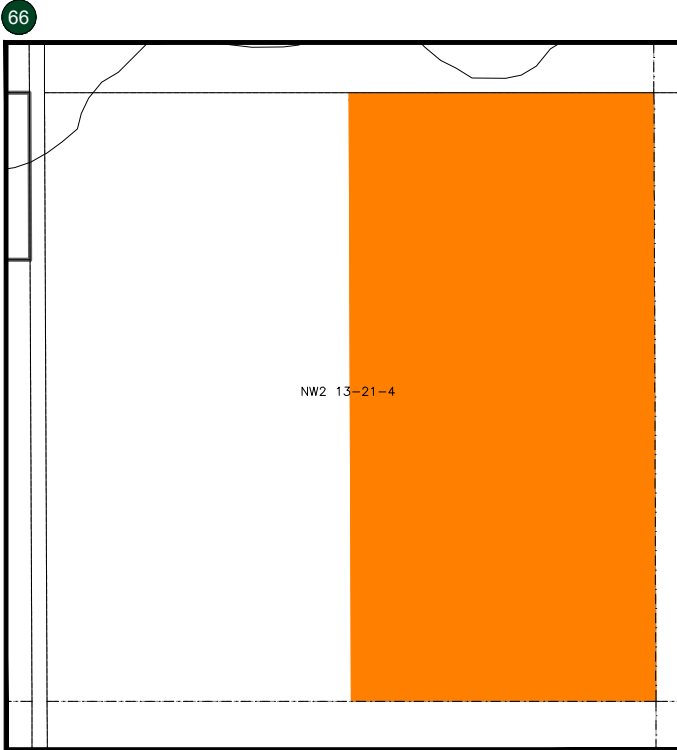


LAND USE DISTRICTS

- RURAL AGRICULTURE – RA
- URBAN FRINGE – UF
- GROUPED COUNTRY RESIDENTIAL – GCR
- RURAL GENERAL INDUSTRIAL – RGI
- BUSINESS LIGHT INDUSTRIAL - BLI
- RURAL COMMERCIAL – RC
- RURAL RECREATIONAL – RR

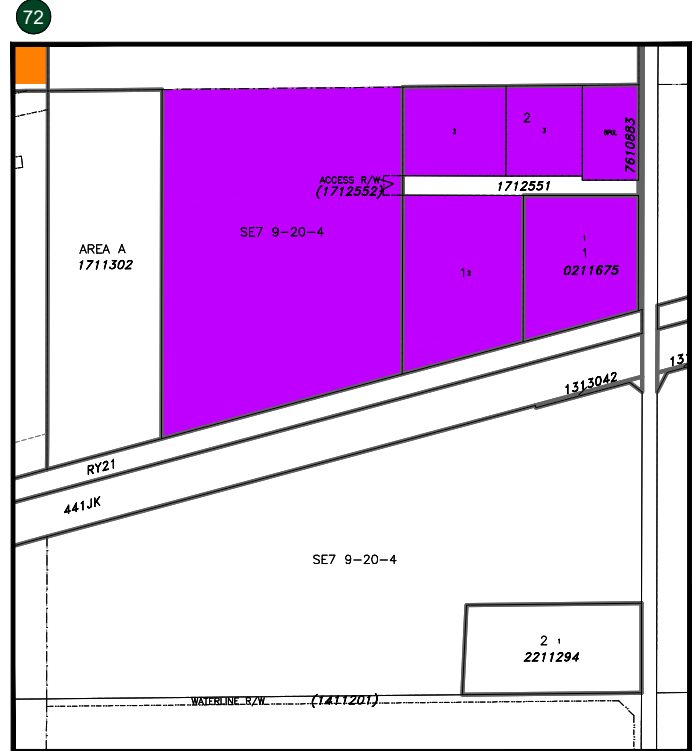
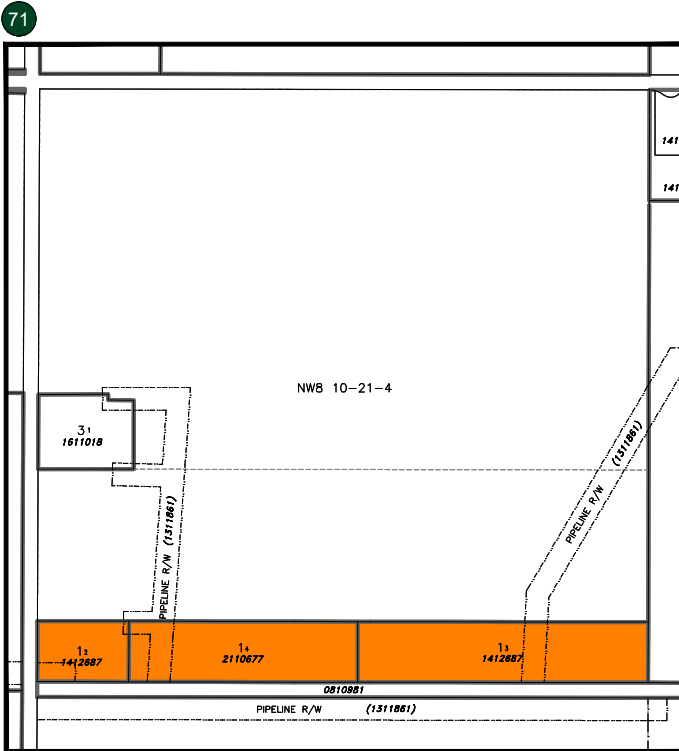
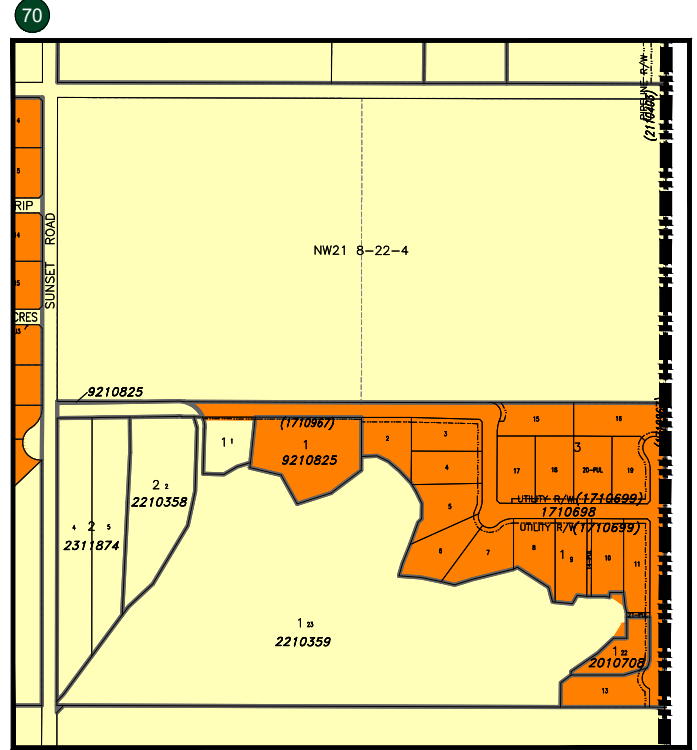
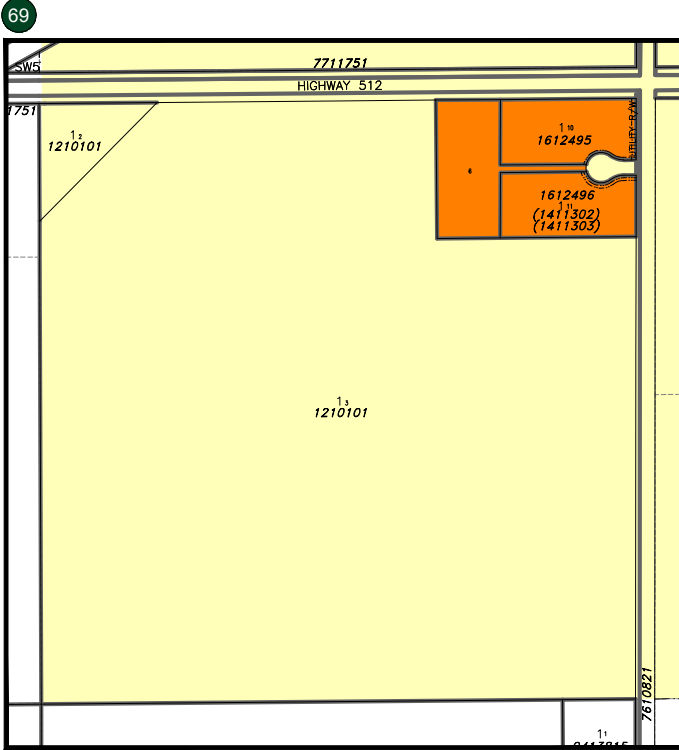
- HAMLET RESIDENTIAL – HR
- HAMLET COMMERCIAL – HC
- HAMLET INDUSTRIAL – HI
- HAMLET PUBLIC / INSTITUTIONAL – HP/I
- HAMLET DIRECT CONTROL – HDC
- HAMLET TRANSITIONAL / AGRICULTURAL – HT/A
- DIRECT CONTROL – DC

- AIRPORT PROTECTION AREA – APA
- HAMLET / URBAN BOUNDARY
- SEWAGE LAGOON BUFFER
- WASTE TRANSFER BUFFER



LAND USE DISTRICTS

- |                                   |   |                               |
|-----------------------------------|---|-------------------------------|
| RURAL AGRICULTURE – RA            | HAMLET RESIDENTIAL – HR                   | AIRPORT PROTECTION AREA – APA |
| URBAN FRINGE – UF                 | HAMLET COMMERCIAL – HC                    | HAMLET / URBAN BOUNDARY       |
| GROUPED COUNTRY RESIDENTIAL – GCR | HAMLET INDUSTRIAL – HI                    | SEWAGE LAGOON BUFFER          |
| RURAL GENERAL INDUSTRIAL – RGI    | HAMLET PUBLIC / INSTITUTIONAL – HP/I      | WASTE TRANSFER BUFFER         |
| BUSINESS LIGHT INDUSTRIAL – BLI   | HAMLET DIRECT CONTROL – HDC               |                               |
| RURAL COMMERCIAL – RC             | HAMLET TRANSITIONAL / AGRICULTURAL – HT/A |                               |
| RURAL RECREATIONAL – RR           | DIRECT CONTROL - DC                       |                               |



LAND USE DISTRICTS

- RURAL AGRICULTURE – RA
- URBAN FRINGE – UF
- GROUPED COUNTRY RESIDENTIAL – GCR
- RURAL GENERAL INDUSTRIAL – RGI
- BUSINESS LIGHT INDUSTRIAL - BLI
- RURAL COMMERCIAL – RC
- RURAL RECREATIONAL - RR

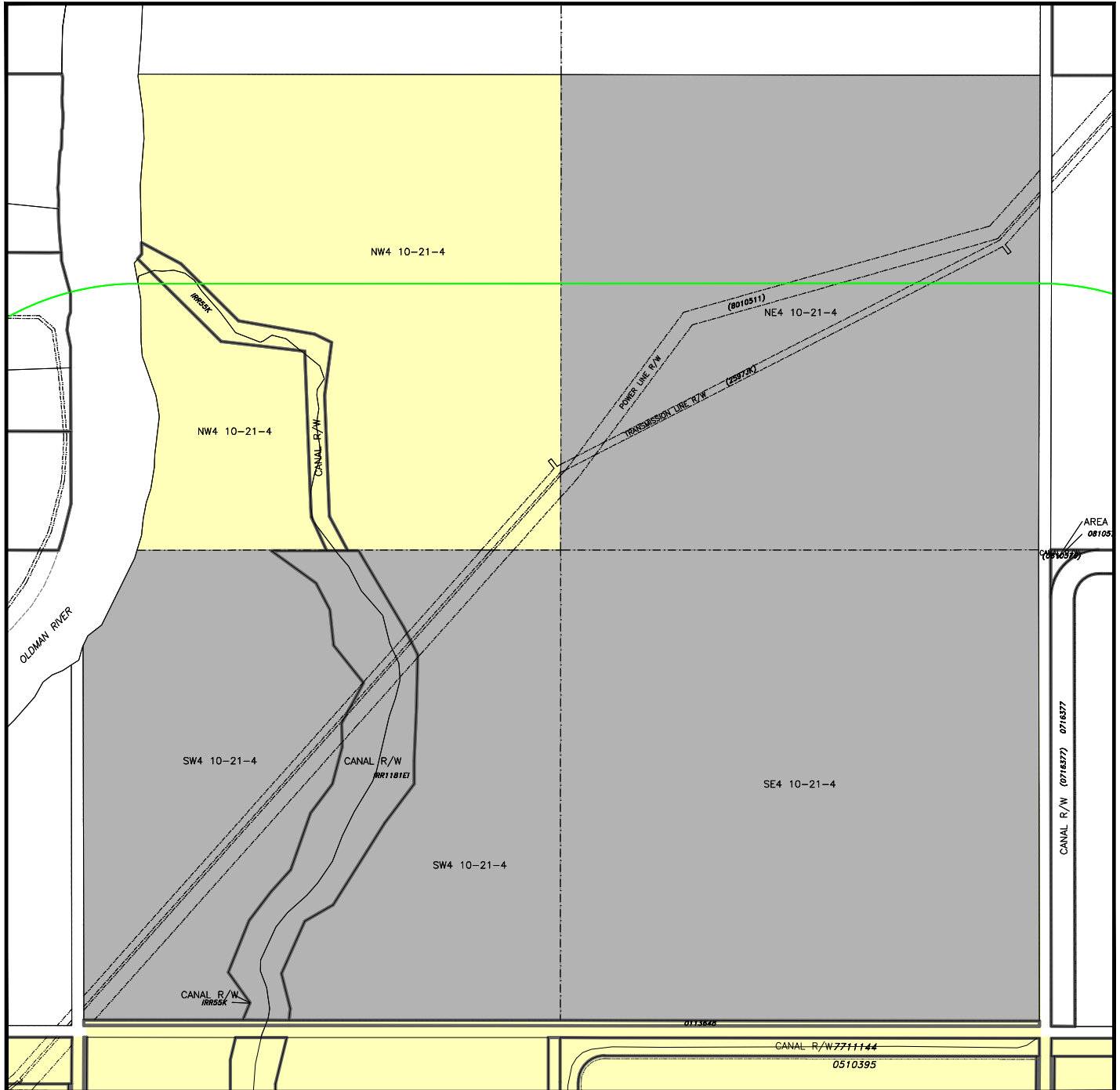
- HAMLET RESIDENTIAL – HR
- HAMLET COMMERCIAL – HC
- HAMLET INDUSTRIAL – HI
- HAMLET PUBLIC / INSTITUTIONAL – HP/I
- HAMLET DIRECT CONTROL – HDC
- HAMLET TRANSITIONAL / AGRICULTURAL – HT/A
- DIRECT CONTROL - DC

- AIRPORT PROTECTION AREA – APA
- HAMLET / URBAN BOUNDARY
- SEWAGE LAGOON BUFFER
- WASTE TRANSFER BUFFER





SCALE 1 : 10 000



LAND USE DISTRICTS

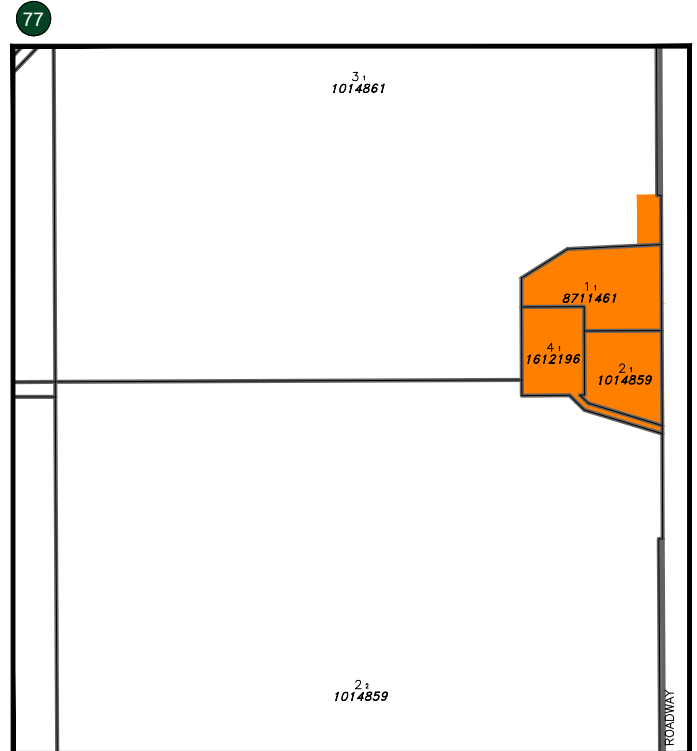
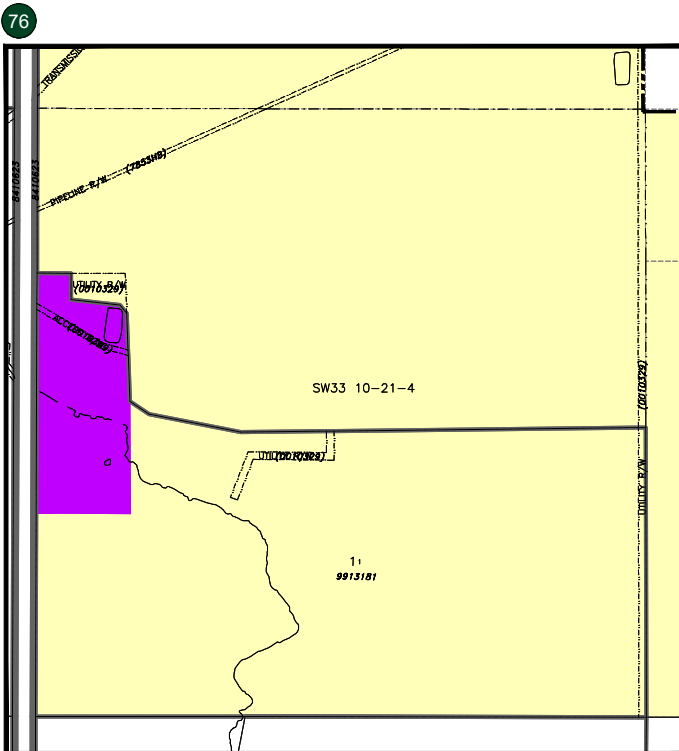
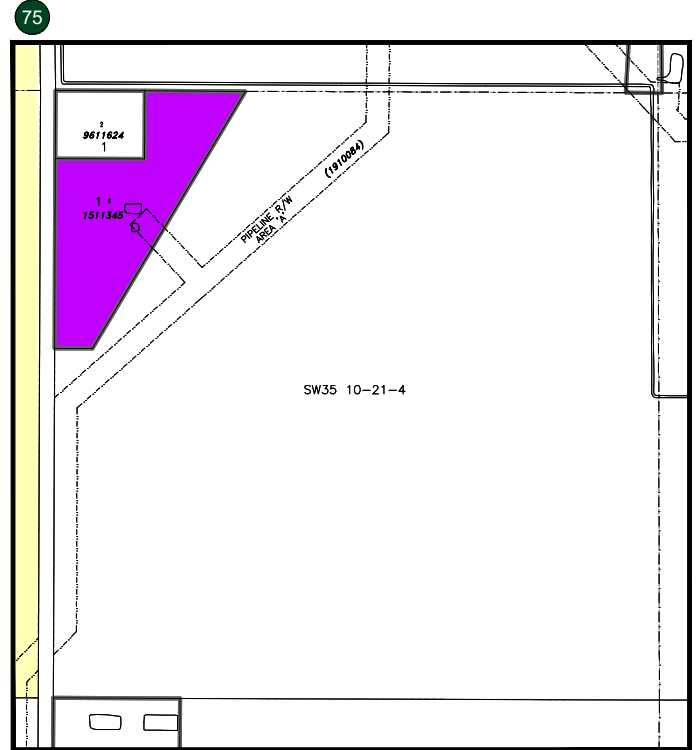
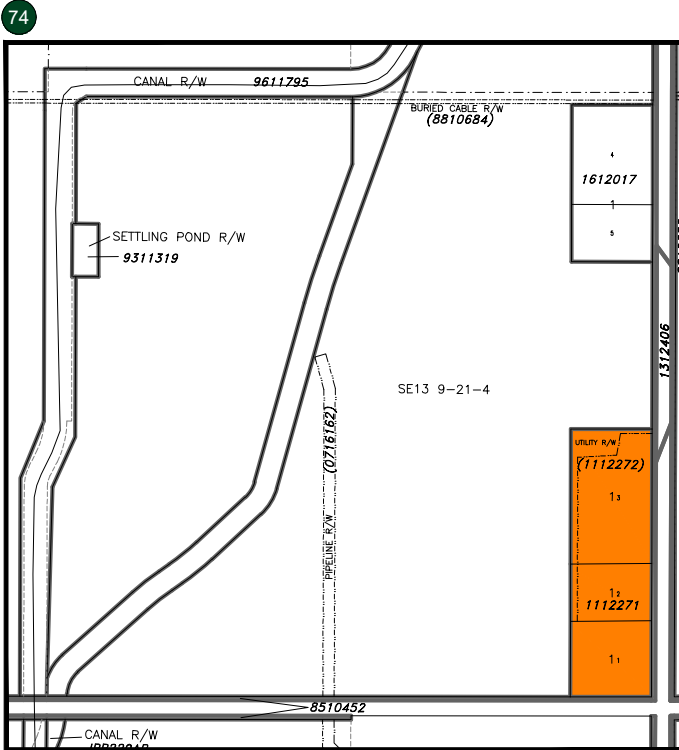
- RURAL AGRICULTURE – RA
- URBAN FRINGE – UF
- GROUPED COUNTRY RESIDENTIAL – GCR
- RURAL GENERAL INDUSTRIAL – RGI
- BUSINESS LIGHT INDUSTRIAL - BLI
- RURAL COMMERCIAL – RC
- RURAL RECREATIONAL - RR

- HAMLET RESIDENTIAL – HR
- HAMLET COMMERCIAL – HC
- HAMLET INDUSTRIAL – HI
- HAMLET PUBLIC / INSTITUTIONAL – HP/I
- HAMLET DIRECT CONTROL – HDC
- HAMLET TRANSITIONAL / AGRICULTURAL – HT/A
- DIRECT CONTROL - DC

- AIRPORT PROTECTION AREA – APA
- HAMLET / URBAN BOUNDARY
- SEWAGE LAGOON BUFFER
- WASTE TRANSFER BUFFER



SCALE 1 : 10 000



LAND USE DISTRICTS

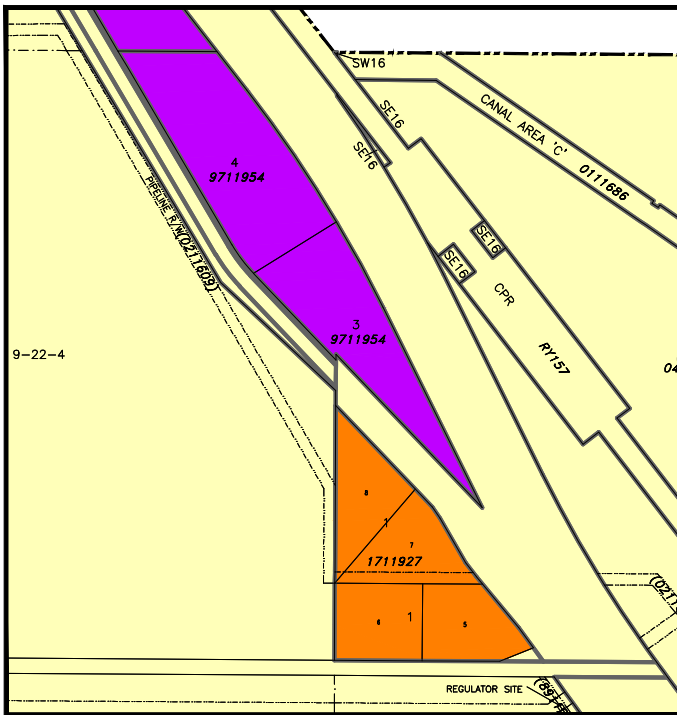
- RURAL AGRICULTURE – RA
- URBAN FRINGE – UF
- GROUPED COUNTRY RESIDENTIAL – GCR
- RURAL GENERAL INDUSTRIAL – RGI
- BUSINESS LIGHT INDUSTRIAL - BLI
- RURAL COMMERCIAL – RC
- RURAL RECREATIONAL - RR

- HAMLET RESIDENTIAL – HR
- HAMLET COMMERCIAL – HC
- HAMLET INDUSTRIAL – HI
- HAMLET PUBLIC / INSTITUTIONAL – HP/I
- HAMLET DIRECT CONTROL – HDC
- HAMLET TRANSITIONAL / AGRICULTURAL – HT/A
- DIRECT CONTROL - DC

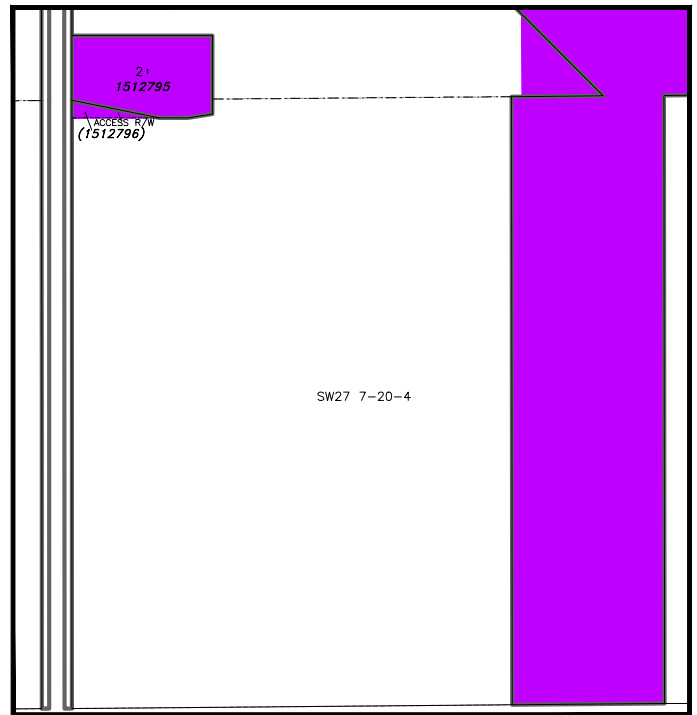
- AIRPORT PROTECTION AREA – APA
- HAMLET / URBAN BOUNDARY
- SEWAGE LAGOON BUFFER
- WASTE TRANSFER BUFFER



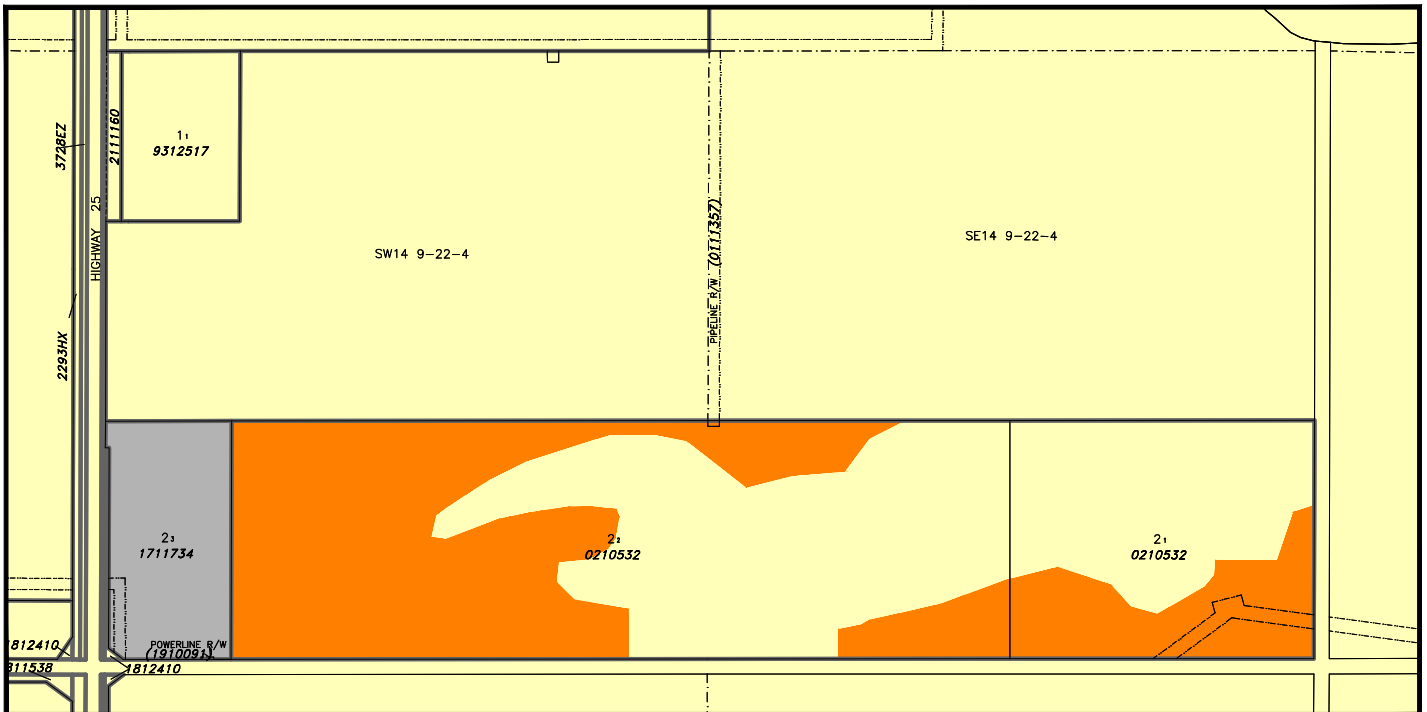
78



79



80

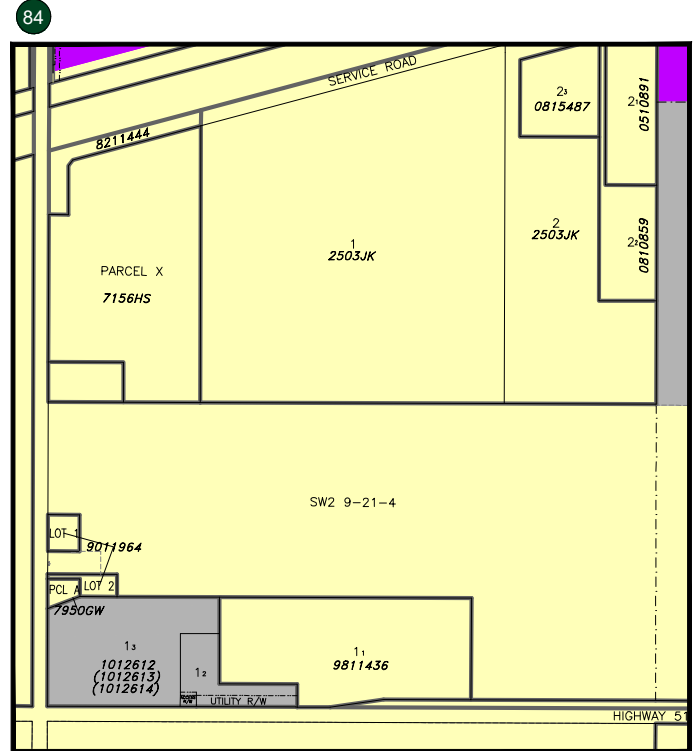
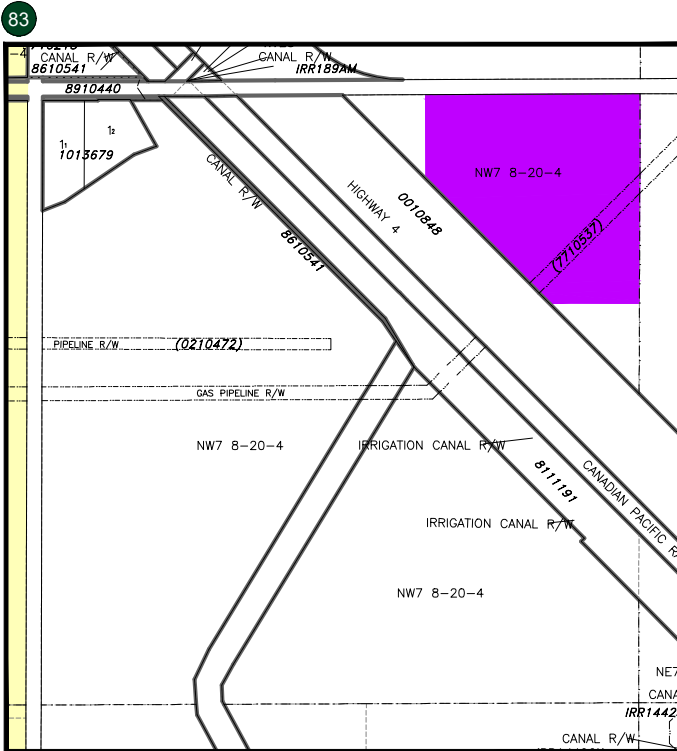
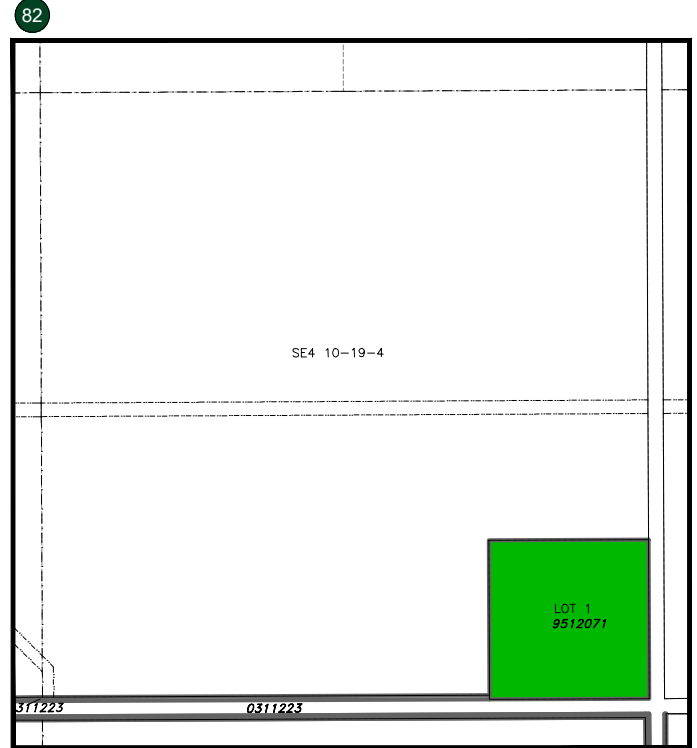
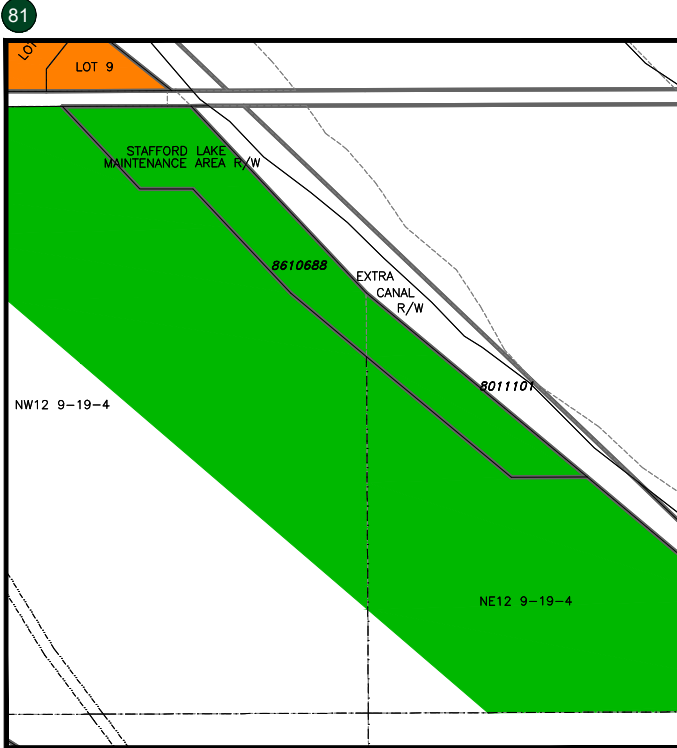


LAND USE DISTRICTS

- |                                   |   |                               |
|-----------------------------------|---|-------------------------------|
| RURAL AGRICULTURE – RA            | HAMLET RESIDENTIAL – HR                   | AIRPORT PROTECTION AREA – APA |
| URBAN FRINGE – UF                 | HAMLET COMMERCIAL – HC                    | HAMLET / URBAN BOUNDARY       |
| GROUPED COUNTRY RESIDENTIAL – GCR | HAMLET INDUSTRIAL – HI                    | SEWAGE LAGOON BUFFER          |
| RURAL GENERAL INDUSTRIAL – RGI    | HAMLET PUBLIC / INSTITUTIONAL – HP/I      | WASTE TRANSFER BUFFER         |
| BUSINESS LIGHT INDUSTRIAL - BLI   | HAMLET DIRECT CONTROL – HDC               |                               |
| RURAL COMMERCIAL – RC             | HAMLET TRANSITIONAL / AGRICULTURAL – HT/A |                               |
| RURAL RECREATIONAL – RR           | DIRECT CONTROL - DC                       |                               |



SCALE 1 : 10 000



LAND USE DISTRICTS

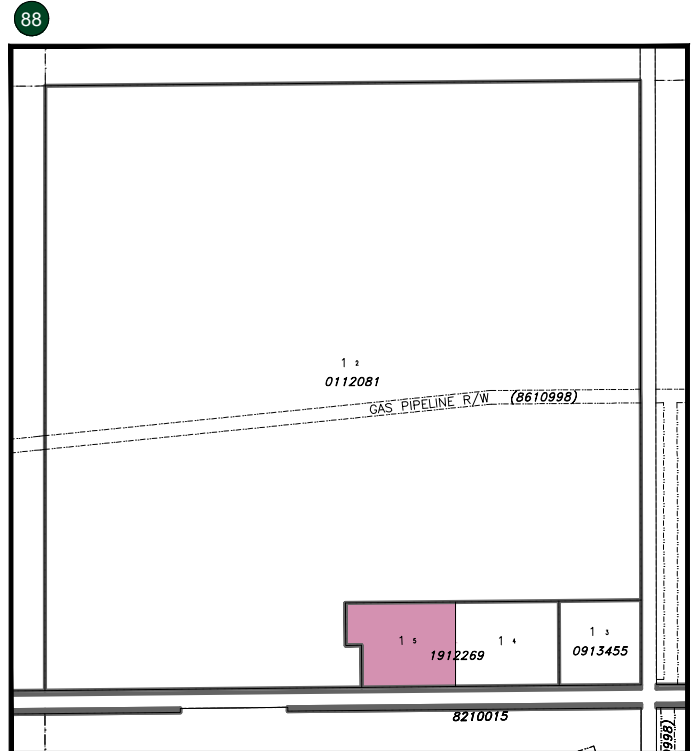
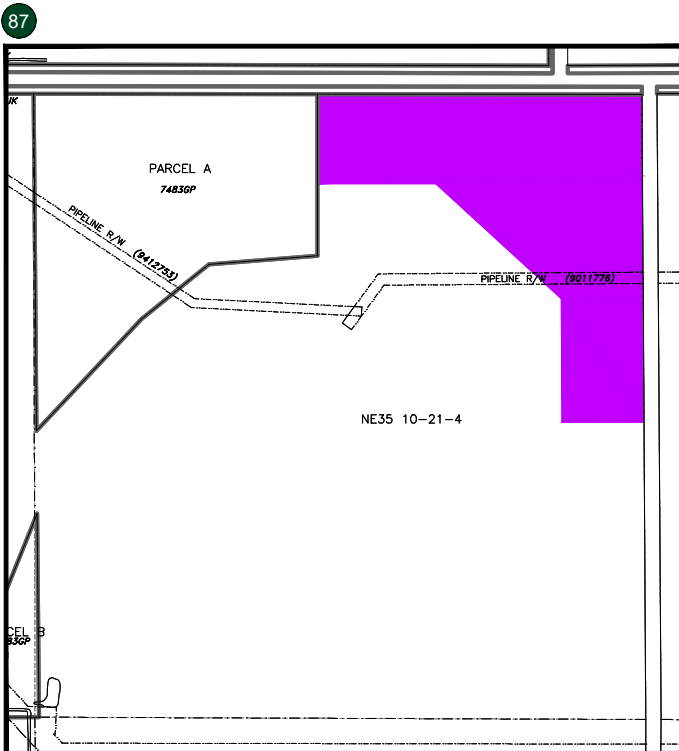
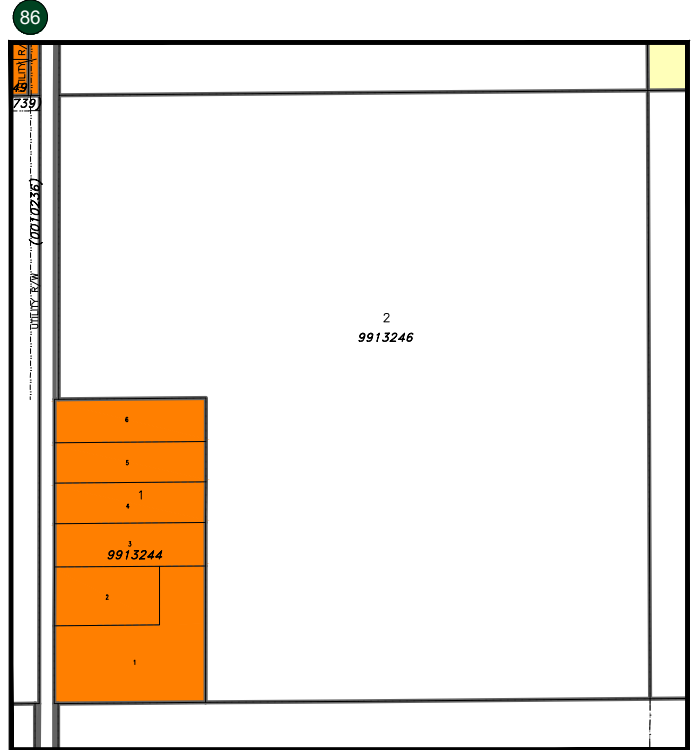
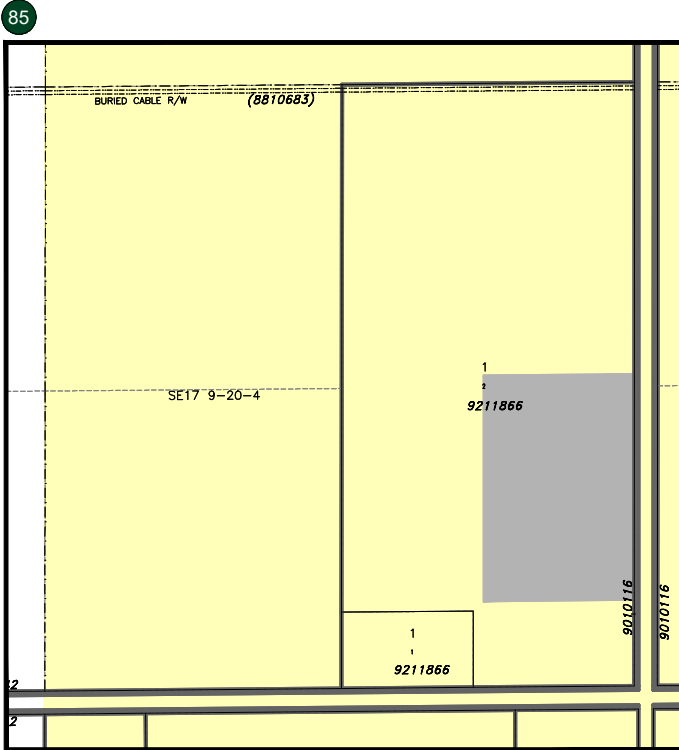
- RURAL AGRICULTURE – RA
- URBAN FRINGE – UF
- GROUPED COUNTRY RESIDENTIAL – GCR
- RURAL GENERAL INDUSTRIAL – RGI
- BUSINESS LIGHT INDUSTRIAL - BLI
- RURAL COMMERCIAL – RC
- RURAL RECREATIONAL - RR

- HAMLET RESIDENTIAL – HR
- HAMLET COMMERCIAL – HC
- HAMLET INDUSTRIAL – HI
- HAMLET PUBLIC / INSTITUTIONAL – HP/I
- HAMLET DIRECT CONTROL – HDC
- HAMLET TRANSITIONAL / AGRICULTURAL – HT/A
- DIRECT CONTROL - DC

- AIRPORT PROTECTION AREA – APA
- HAMLET / URBAN BOUNDARY
- SEWAGE LAGOON BUFFER
- WASTE TRANSFER BUFFER



SCALE 1 : 10 000

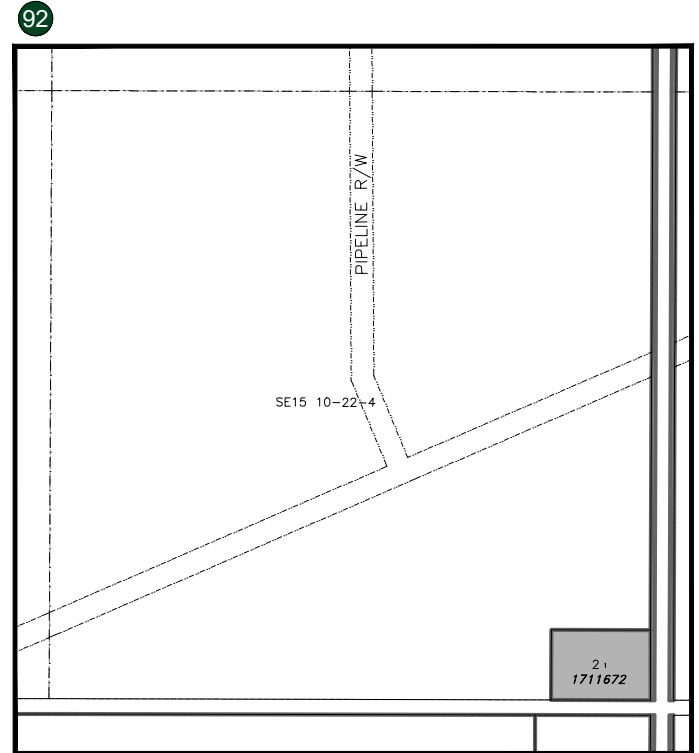
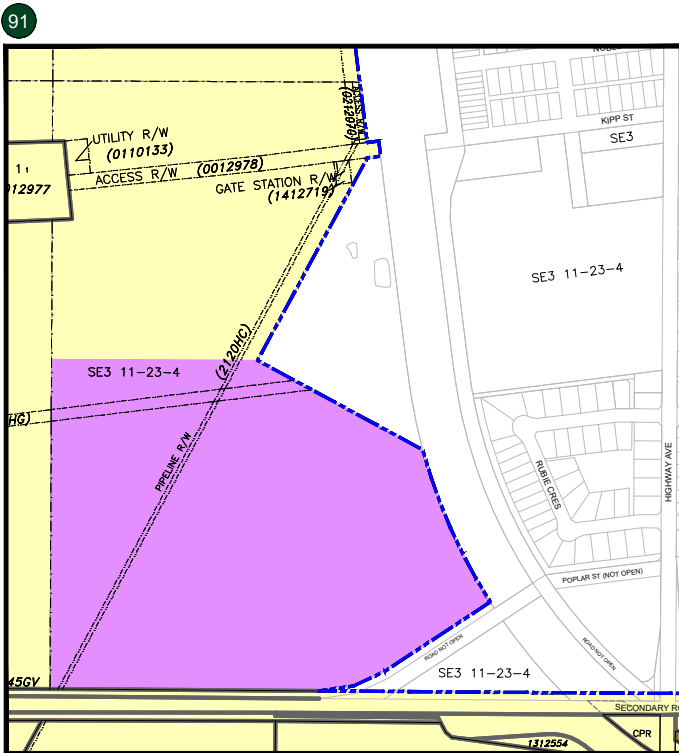
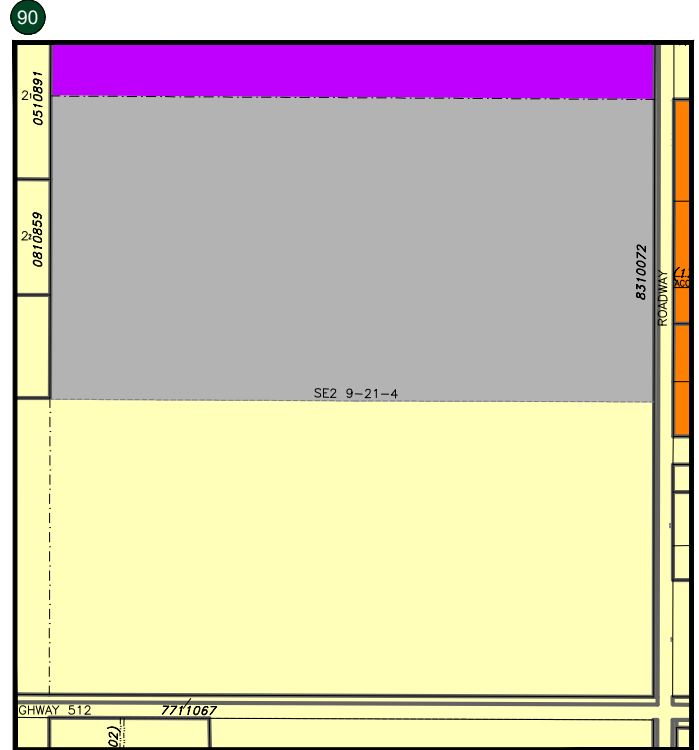
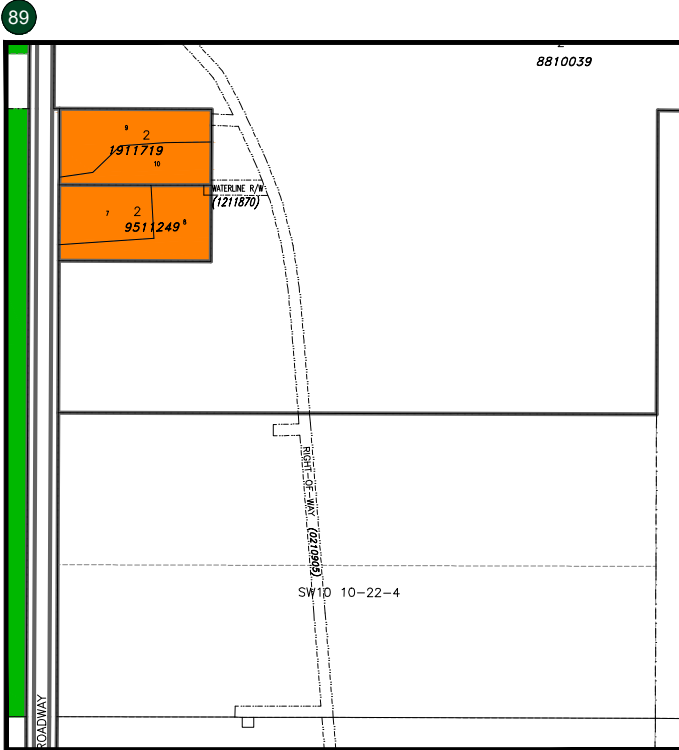


LAND USE DISTRICTS

- RURAL AGRICULTURE - RA
- URBAN FRINGE - UF
- GROUPED COUNTRY RESIDENTIAL - GCR
- RURAL GENERAL INDUSTRIAL - RGI
- BUSINESS LIGHT INDUSTRIAL - BLI
- RURAL COMMERCIAL - RC
- RURAL RECREATIONAL - RR

- HAMLET RESIDENTIAL - HR
- HAMLET COMMERCIAL - HC
- HAMLET INDUSTRIAL - HI
- HAMLET PUBLIC / INSTITUTIONAL - HP/I
- HAMLET DIRECT CONTROL - HDC
- HAMLET TRANSITIONAL / AGRICULTURAL - HT/A
- DIRECT CONTROL - DC

- AIRPORT PROTECTION AREA - APA
- HAMLET / URBAN BOUNDARY
- SEWAGE LAGOON BUFFER
- WASTE TRANSFER BUFFER



LAND USE DISTRICTS

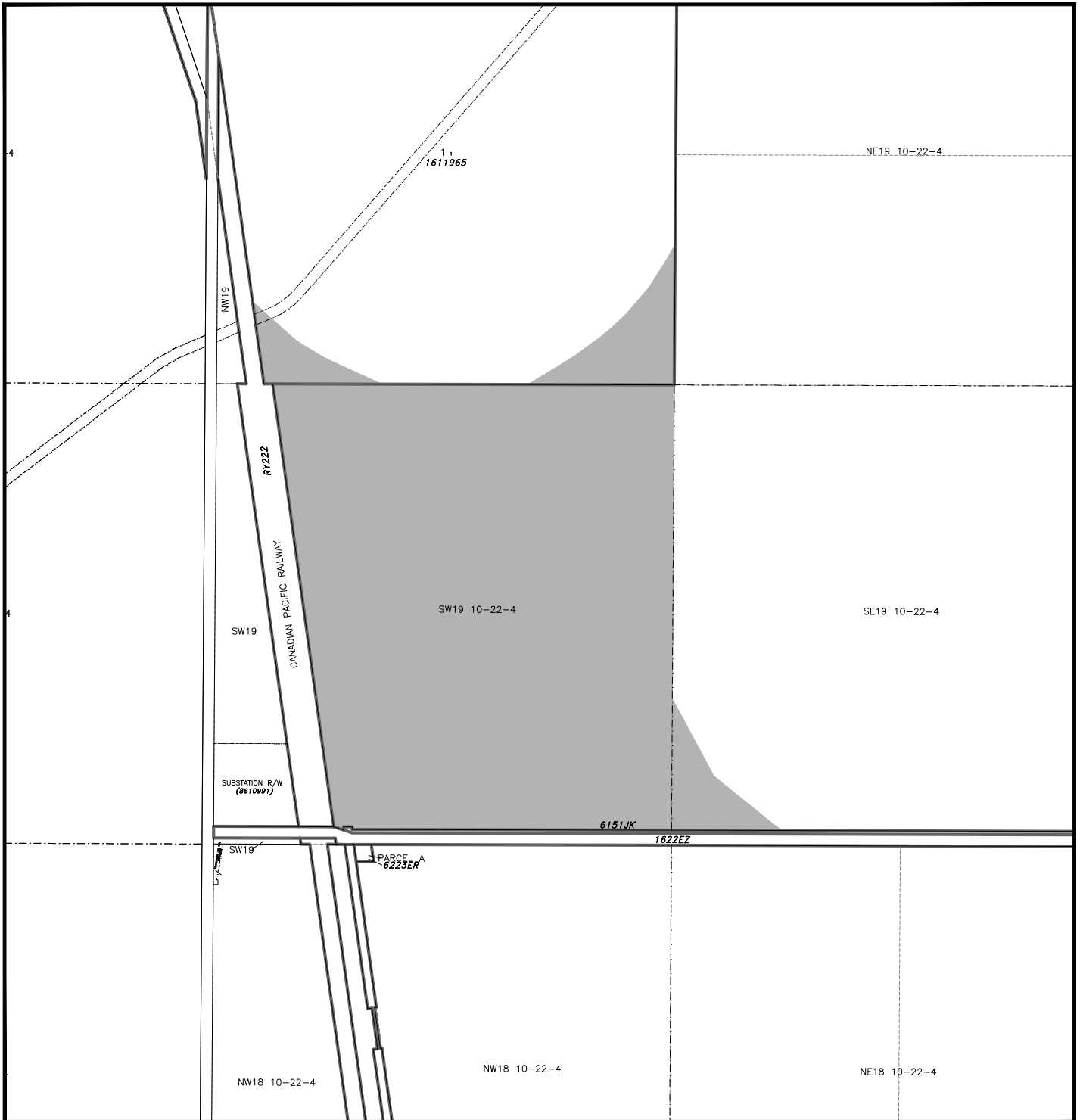
- RURAL AGRICULTURE – RA
- URBAN FRINGE – UF
- GROUPED COUNTRY RESIDENTIAL – GCR
- RURAL GENERAL INDUSTRIAL – RGI
- BUSINESS LIGHT INDUSTRIAL - BLI
- RURAL COMMERCIAL – RC
- RURAL RECREATIONAL - RR

- HAMLET RESIDENTIAL – HR
- HAMLET COMMERCIAL – HC
- HAMLET INDUSTRIAL – HI
- HAMLET PUBLIC / INSTITUTIONAL – HP/I
- HAMLET DIRECT CONTROL – HDC
- HAMLET TRANSITIONAL / AGRICULTURAL – HT/A
- DIRECT CONTROL - DC



















- AIRPORT PROTECTION AREA – APA
- HAMLET / URBAN BOUNDARY
- SEWAGE LAGOON BUFFER
- WASTE TRANSFER BUFFER



93

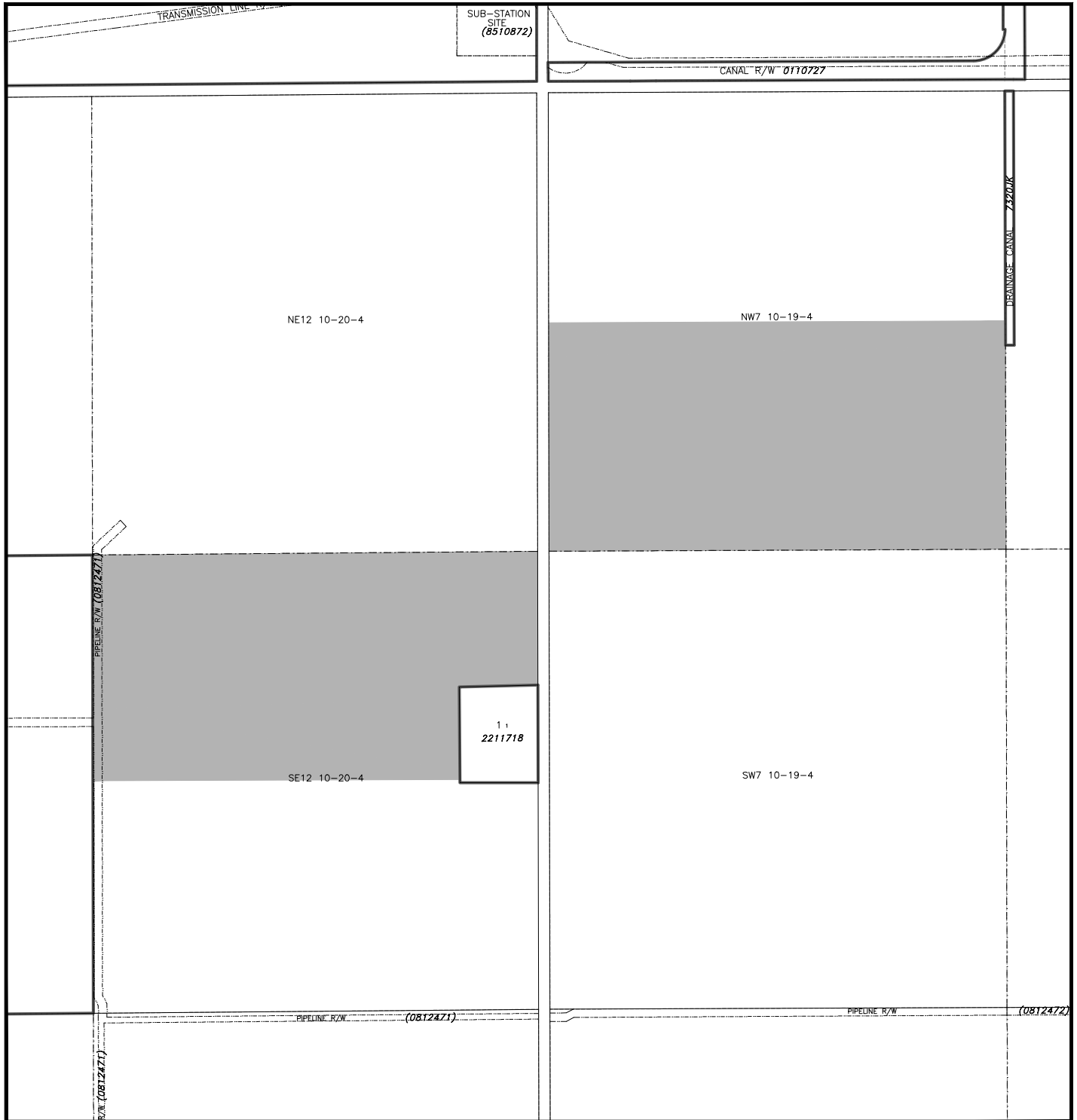


LAND USE DISTRICTS

- |   |   |   |
|---|---|---|
|  RURAL AGRICULTURE – RA            |  HAMLET RESIDENTIAL – HR                   |  AIRPORT PROTECTION AREA – APA |
|  URBAN FRINGE – UF                 |  HAMLET COMMERCIAL – HC                    |  HAMLET / URBAN BOUNDARY       |
|  GROUPED COUNTRY RESIDENTIAL – GCR |  HAMLET INDUSTRIAL – HI                    |  SEWAGE LAGOON BUFFER          |
|  RURAL GENERAL INDUSTRIAL – RGI    |  HAMLET PUBLIC / INSTITUTIONAL – HP/I      |  WASTE TRANSFER BUFFER         |
|  BUSINESS LIGHT INDUSTRIAL – BLI   |  HAMLET DIRECT CONTROL – HDC               |   |
|  RURAL COMMERCIAL – RC             |  HAMLET TRANSITIONAL / AGRICULTURAL – HT/A |   |
|  RURAL RECREATIONAL – RR           |  DIRECT CONTROL – DC                       |   |



94



LAND USE DISTRICTS

RURAL AGRICULTURE - RA

URBAN FRINGE - UF

GROUPED COUNTRY RESIDENTIAL - GCR

RURAL GENERAL INDUSTRIAL - RGI

BUSINESS LIGHT INDUSTRIAL - BLI

RURAL COMMERCIAL - RC

RURAL RECREATIONAL - RR

HAMLET RESIDENTIAL - HR

HAMLET COMMERCIAL - HC

HAMLET INDUSTRIAL - HI

HAMLET PUBLIC / INSTITUTIONAL - HP/I

HAMLET DIRECT CONTROL - HDC

HAMLET TRANSITIONAL / AGRICULTURAL - HT/A

DIRECT CONTROL - DC

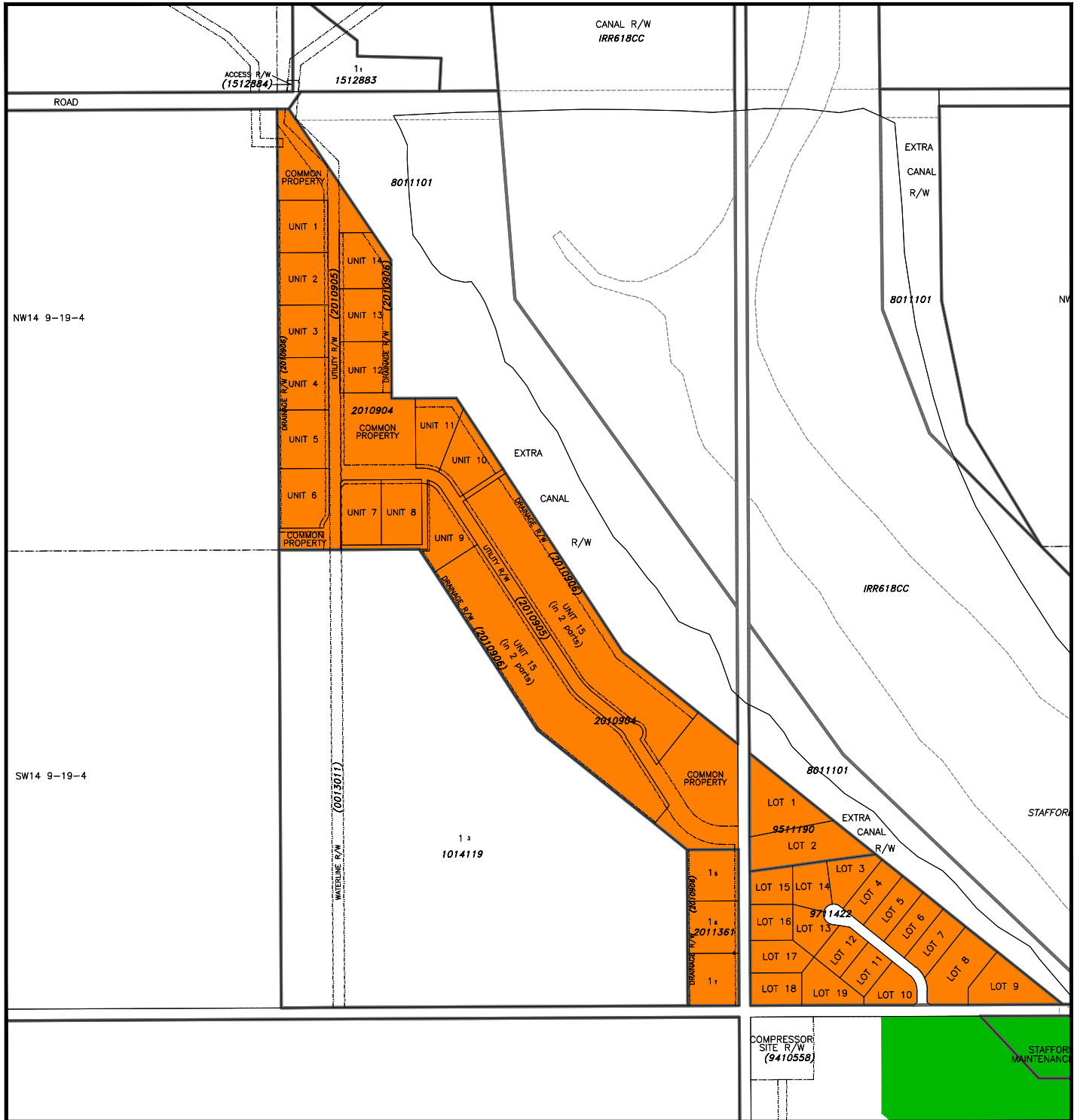
AIRPORT PROTECTION AREA - APA

HAMLET / URBAN BOUNDARY

SEWAGE LAGOON BUFFER

WASTE TRANSFER BUFFER





LAND USE DISTRICTS

- RURAL AGRICULTURE - RA
- URBAN FRINGE - UF
- GROUPED COUNTRY RESIDENTIAL - GCR
- RURAL GENERAL INDUSTRIAL - RGI
- BUSINESS LIGHT INDUSTRIAL - BLI
- RURAL COMMERCIAL - RC
- RURAL RECREATIONAL - RR

- HAMLET RESIDENTIAL - HR
- HAMLET COMMERCIAL - HC
- HAMLET INDUSTRIAL - HI
- HAMLET PUBLIC / INSTITUTIONAL - HP/I
- HAMLET DIRECT CONTROL - HDC
- HAMLET TRANSITIONAL / AGRICULTURAL - HT/A
- DIRECT CONTROL - DC

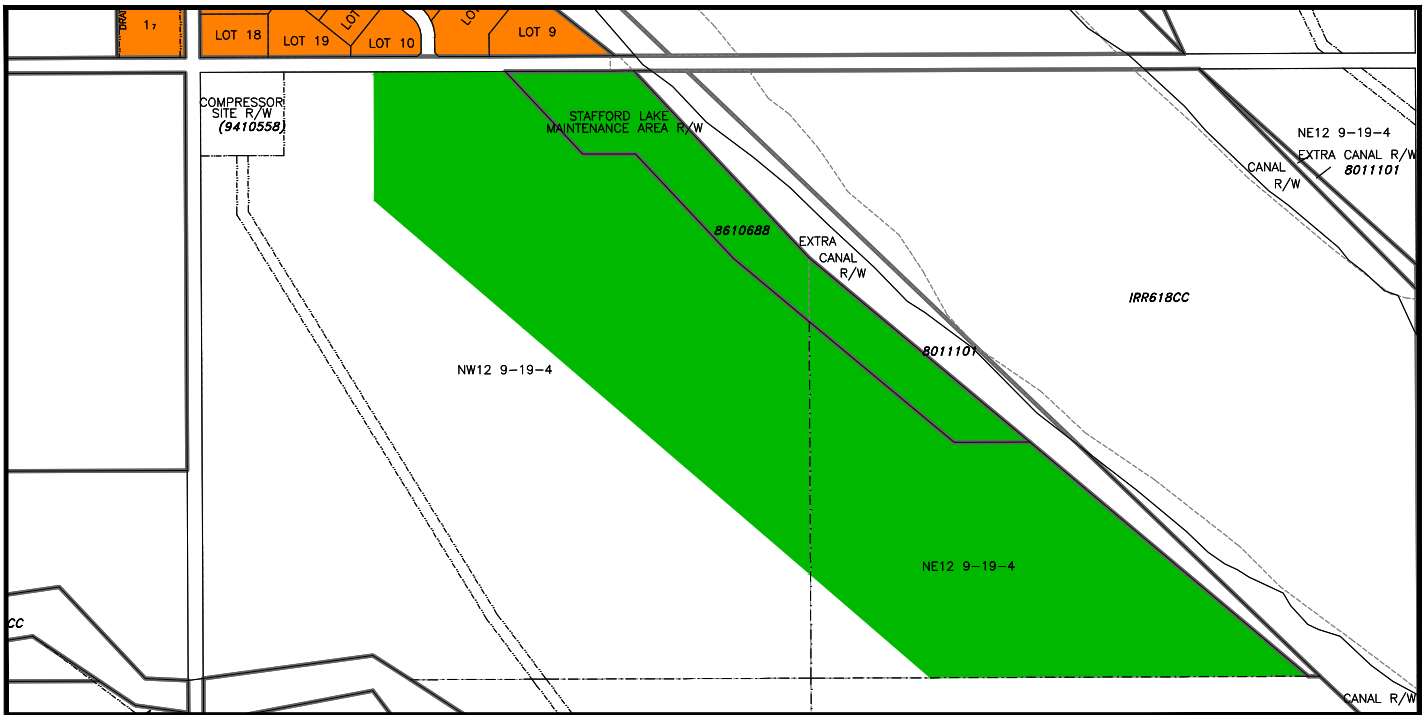
- AIRPORT PROTECTION AREA - APA
- HAMLET / URBAN BOUNDARY
- SEWAGE LAGOON BUFFER
- WASTE TRANSFER BUFFER



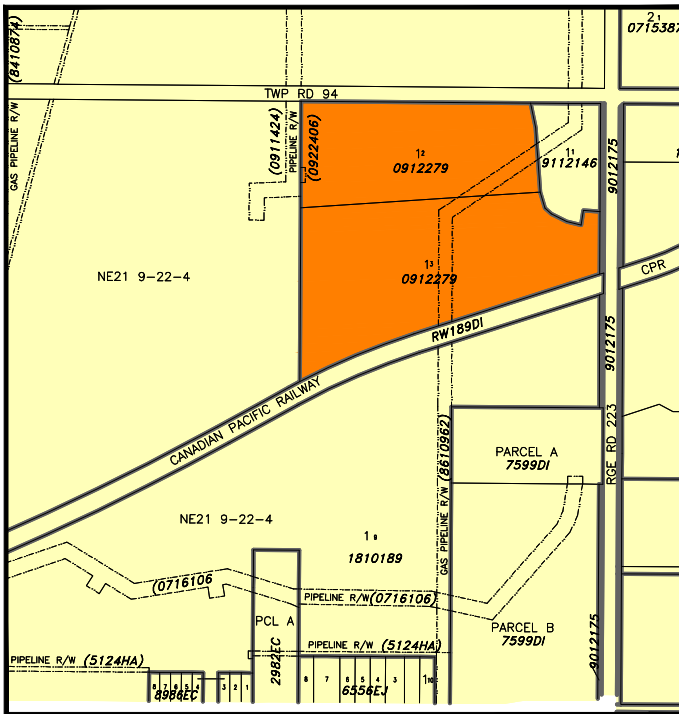
SCALE 1 : 10 000



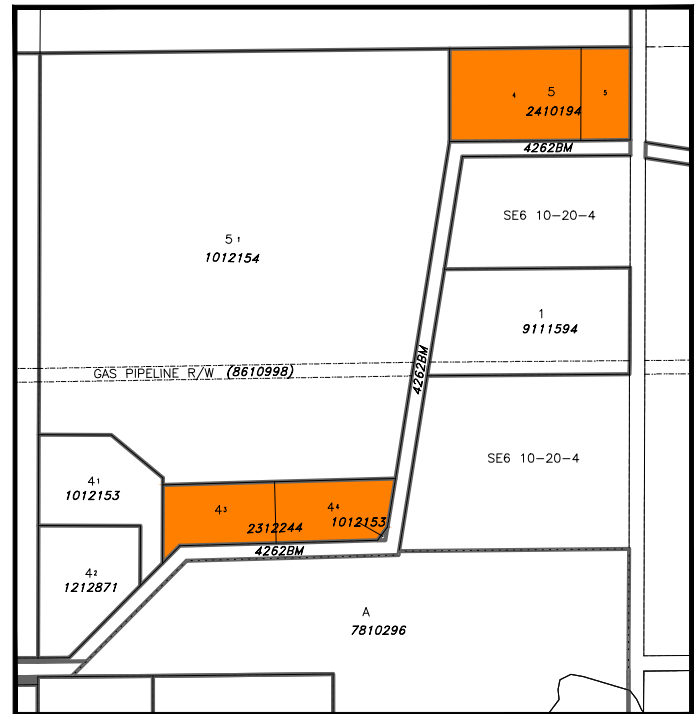
96



97



98

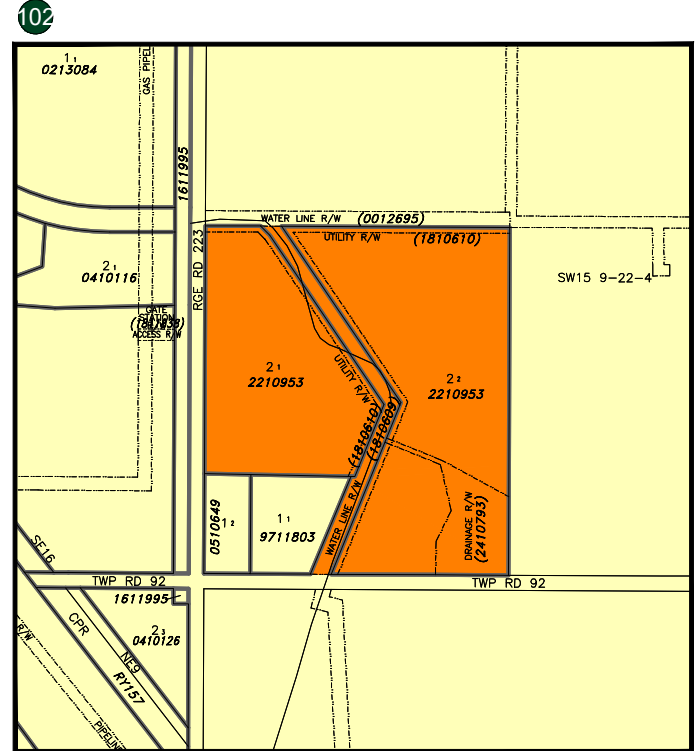
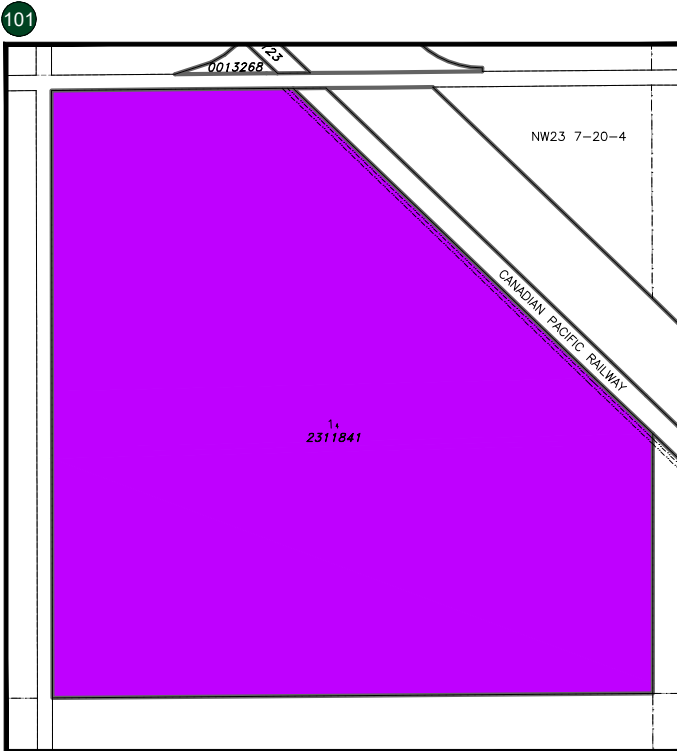
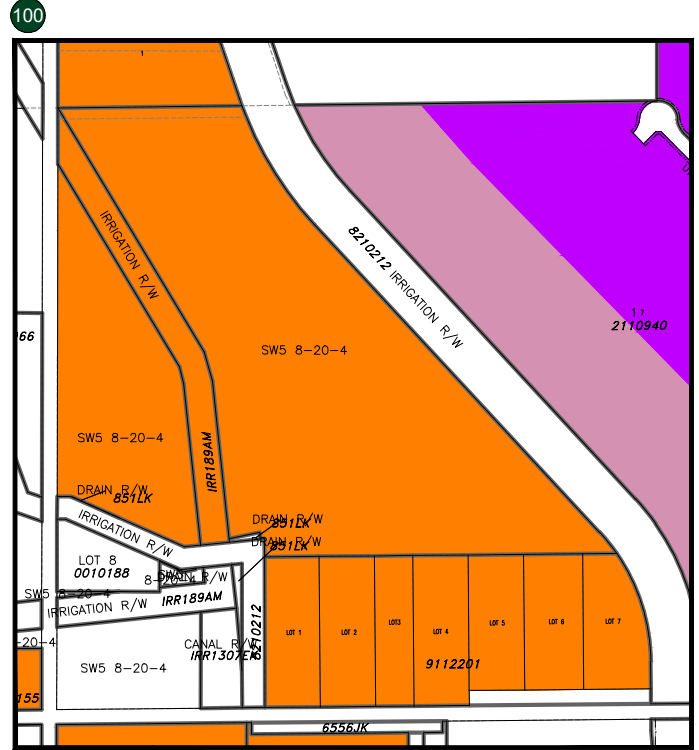
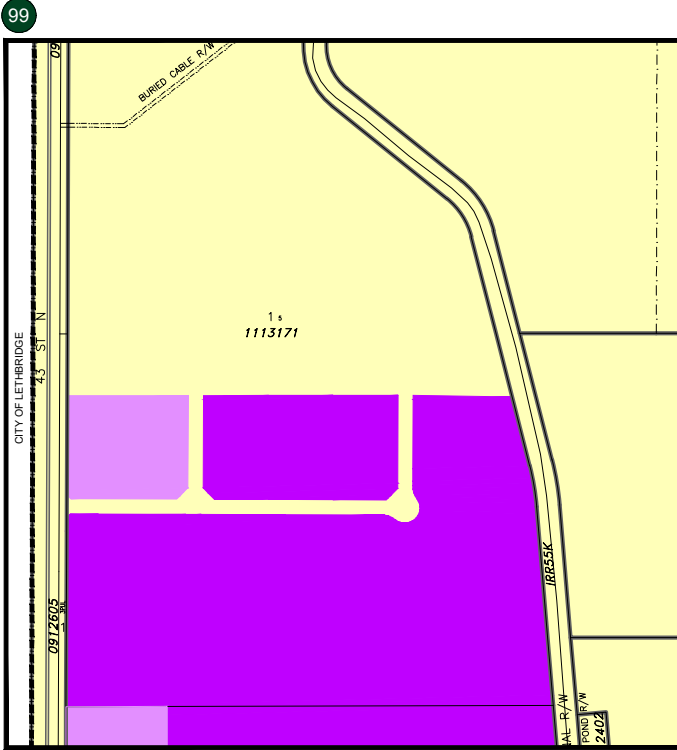


LAND USE DISTRICTS

- RURAL AGRICULTURE – RA
- URBAN FRINGE – UF
- GROUPED COUNTRY RESIDENTIAL – GCR
- RURAL GENERAL INDUSTRIAL – RGI
- BUSINESS LIGHT INDUSTRIAL – BLI
- RURAL COMMERCIAL – RC
- RURAL RECREATIONAL – RR

- HAMLET RESIDENTIAL – HR
- HAMLET COMMERCIAL – HC
- HAMLET INDUSTRIAL – HI
- HAMLET PUBLIC / INSTITUTIONAL – HP/I
- HAMLET DIRECT CONTROL – HDC
- HAMLET TRANSITIONAL / AGRICULTURAL – HT/A
- DIRECT CONTROL – DC

- AIRPORT PROTECTION AREA – APA
- HAMLET / URBAN BOUNDARY
- SEWAGE LAGOON BUFFER
- WASTE TRANSFER BUFFER



LAND USE DISTRICTS

- RURAL AGRICULTURE – RA
- URBAN FRINGE – UF
- GROUPED COUNTRY RESIDENTIAL – GCR
- RURAL GENERAL INDUSTRIAL – RGI
- BUSINESS LIGHT INDUSTRIAL - BLI
- RURAL COMMERCIAL – RC
- RURAL RECREATIONAL - RR

- HAMLET RESIDENTIAL – HR
- HAMLET COMMERCIAL – HC
- HAMLET INDUSTRIAL – HI
- HAMLET PUBLIC / INSTITUTIONAL – HP/I
- HAMLET DIRECT CONTROL – HDC
- HAMLET TRANSITIONAL / AGRICULTURAL – HT/A
- DIRECT CONTROL - DC

- AIRPORT PROTECTION AREA – APA
- HAMLET / URBAN BOUNDARY
- SEWAGE LAGOON BUFFER
- WASTE TRANSFER BUFFER